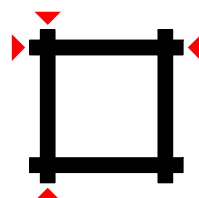
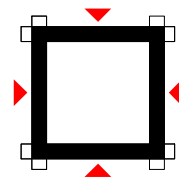


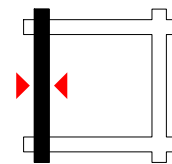
Garage 300



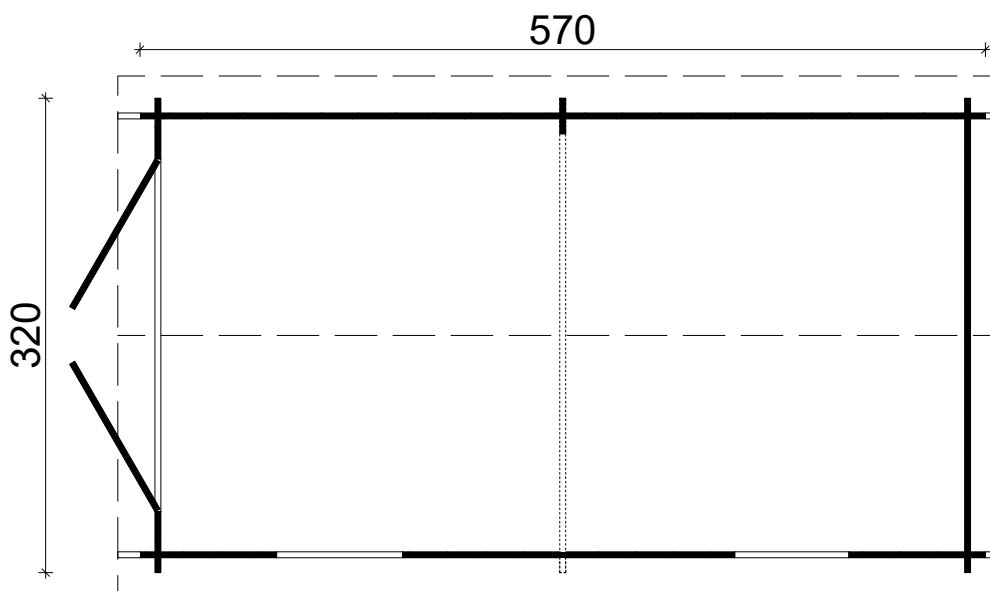
320 x 570 cm



300 x 550 cm



40 mm

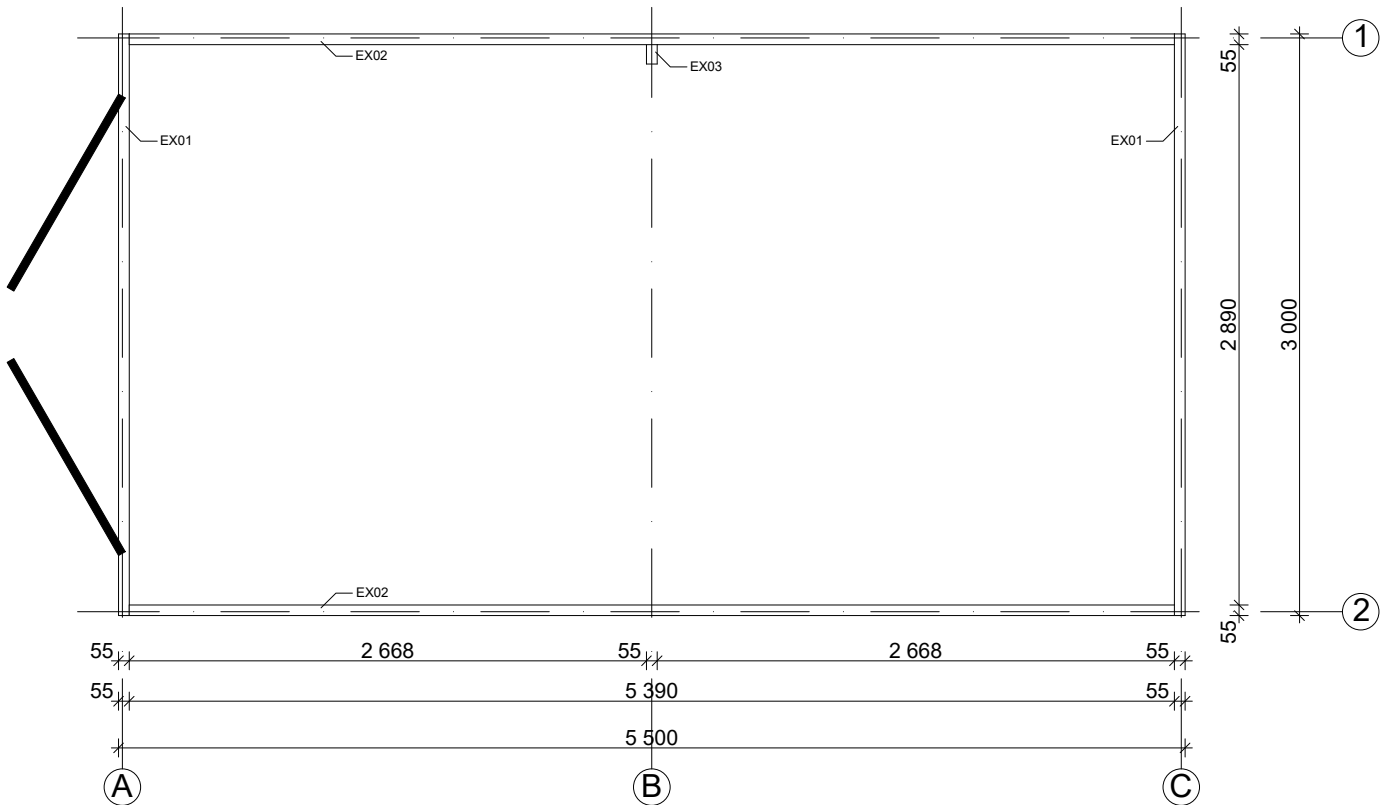
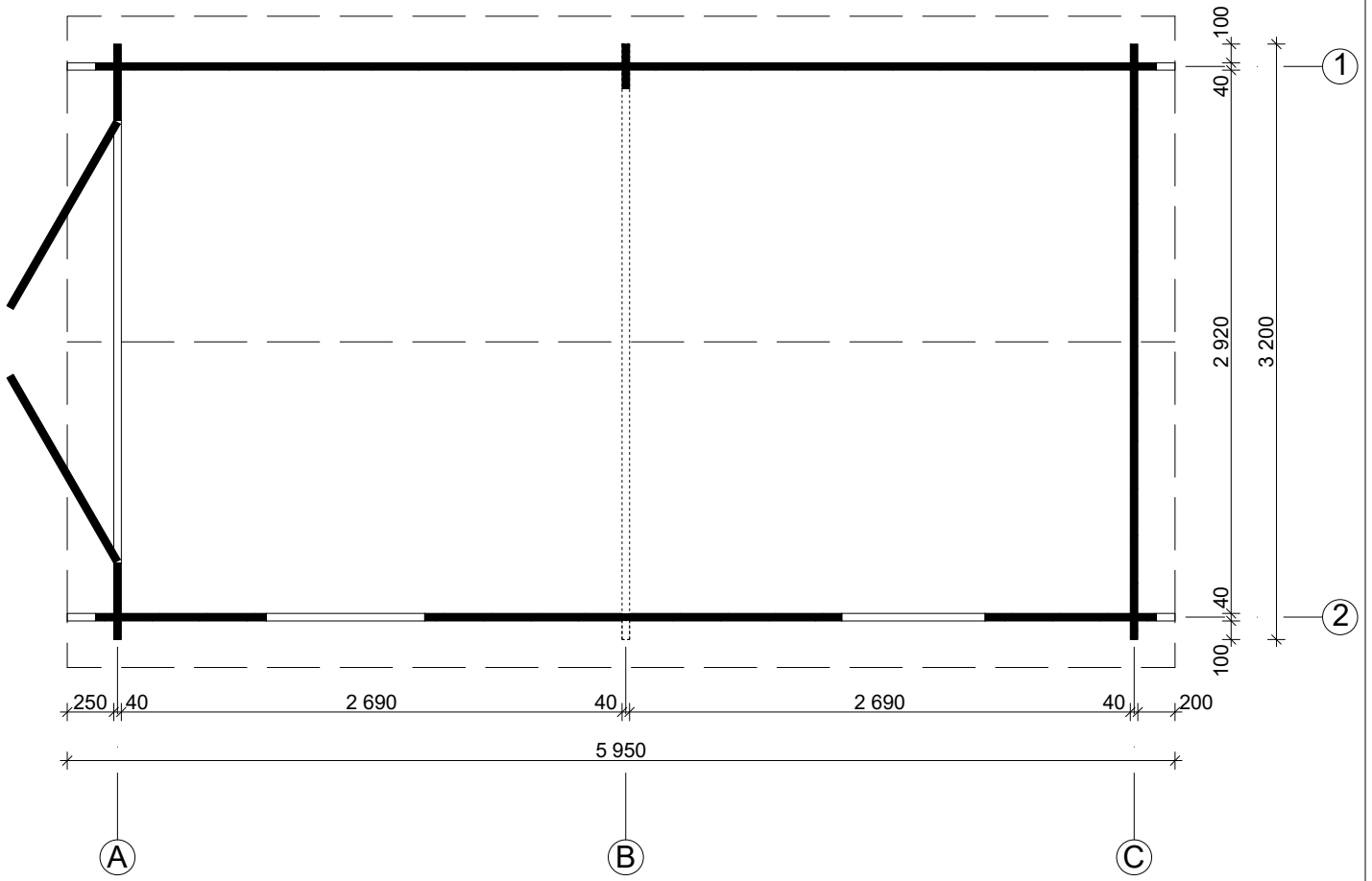


DE
EN
NL
NO
ES
PT
PL
EE
IT
DK
SE
FR

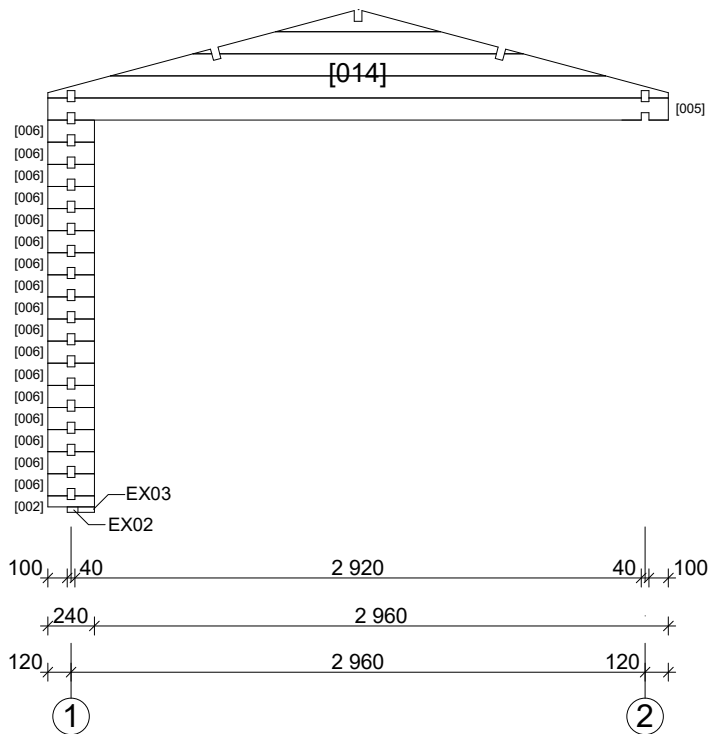
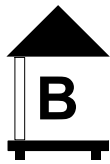
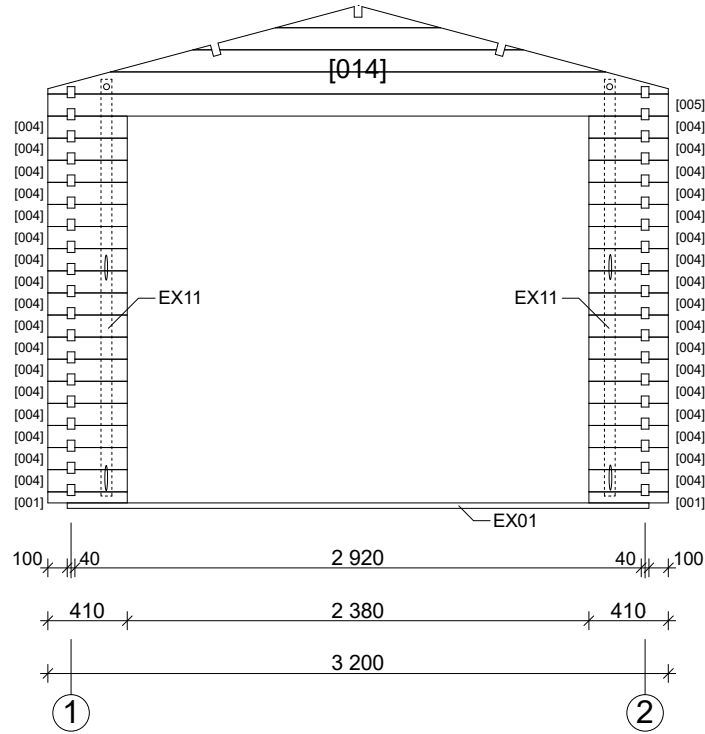
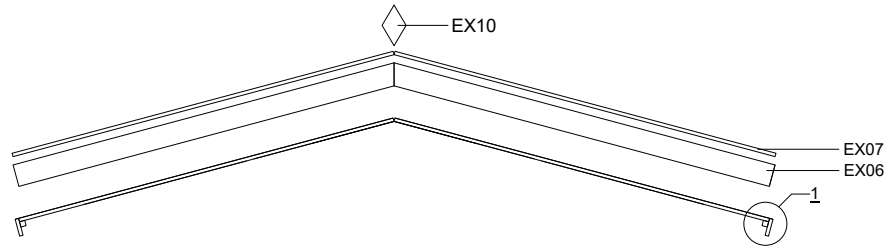
Alle angegebenen Maße sind ca.-Maße
All dimensions are approximate
Alle maten zijn circa maten
Alle vedlagte mål er ca
Todas las dimensiones son aproximadas
Todas as dimensões são aproximadas
Wszystkie wymiary są przybliżone
Kõik mõõdud on ligilähedased
Tutte le misure indicate sono circa
Alle angivne mål er ca.-mål
Samtliga mått är ungefärliga
Toutes les dimensions fournies sont approximatives

S Ø L U N D

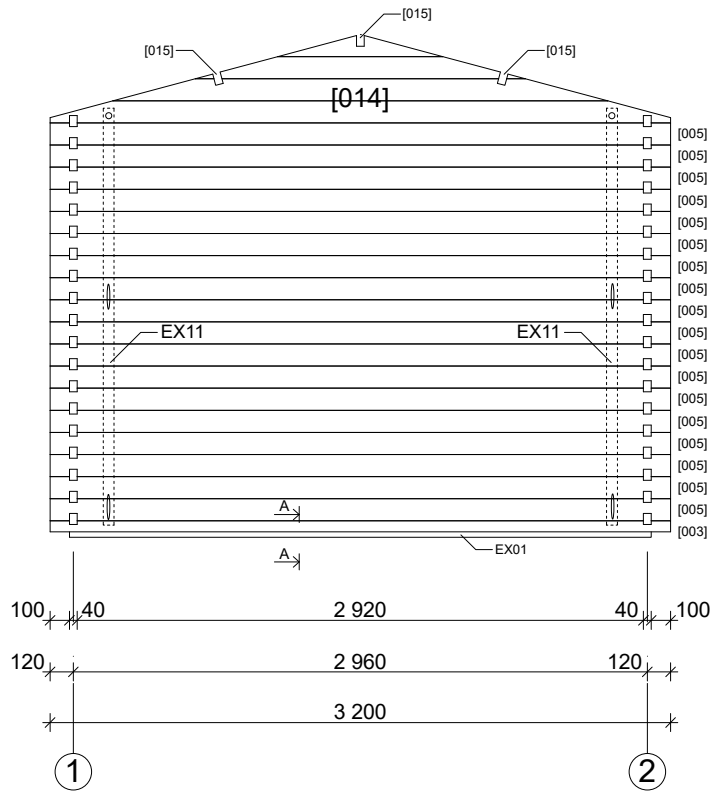

Garage 300 / 40 mm / 320 x 570 cm - Plan & Fundament



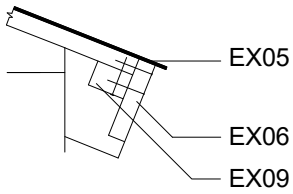
Garage 300 / 40 mm / 320 x 570 cm - A; B



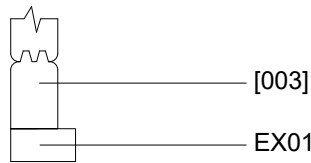
Garage 300 / 40 mm / 320 x 570 cm - C



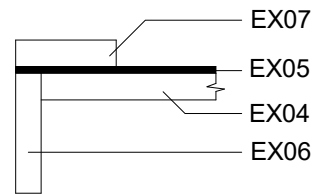
1







A-A
























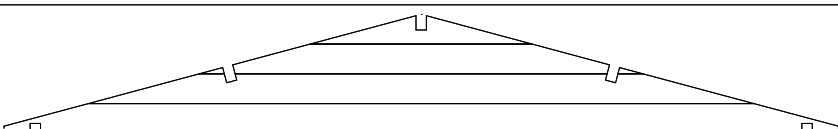



B-B







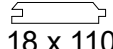



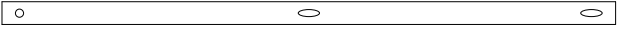
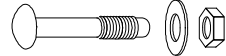
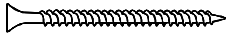


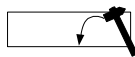
Garage 300 / 40 mm / 320 x 570 cm - 1; 2



Garage 300 / 40 / 320 x 570 cm - Spezifikation (1/2)

Nr.					
001			410	2	
002			240	1	
003			3200	1	
004			410	34	
005			3200	20	
006			240	17	
007			2970	17	
008			2730	17	
009			5700	1	
009-2			5700	1	
010			920	26	
011			3930	8	
012			2240	9	
013			 40x120	5950	2(1+1)
014				3200	3
015		 40x143	5950	3(2+1)	

Garage 300 / 40 mm / 320 x 570 cm - Spezifikation (2/2)

Nr.				
EX01			3000	2
EX02	Foundation / Fundament	28 x 55	5390	2
EX03			80	1
EX04	Roof boards / Dachbretter	 18 x 110	2000	110+2
EX05	Roofing felt / Dachpappe			--
EX06	Facia board / Giebelblende 	18 x 115	2034	4
EX07	Gable edge board / Giebelabschlussbrett	18 x 90	2034	4
EX08	Eave edging / Traufenbrett		2975	4
EX09	Eave edging slat / Traufenleiste	25 x 36	2975	4
EX10	Diamond / Raute			2
EX11	Storm brace / Sturmleisten 	20 x 38	2150	4
EX12	Bolt, nut, washer / Schraube, mutter, scheinbe 	M8 x 70		12
EX13	Screws / Schrauben 4,0x40 ; 4,0x50 ; 5,0x70 ; 6,0 x 140 	50 / 450 / 40 / 50		
EX14	Wall cover board / Wandleiste 	18 x 90	2000	4
EX15	Furniture bolt, connector nut / Verbindung schraube, Verbindungsmutter 	M6 x 80		8
EX16	Hitblock / Schlaghölzer 		~300	~3
EX17	Door / Einzeltür ca. 840 x 1900mm			1
EX18	Double door / Doppeltür ca. 2370 x 1955mm			1
EX19	Window / Einzelfenster ca. 765 x 990mm			1