
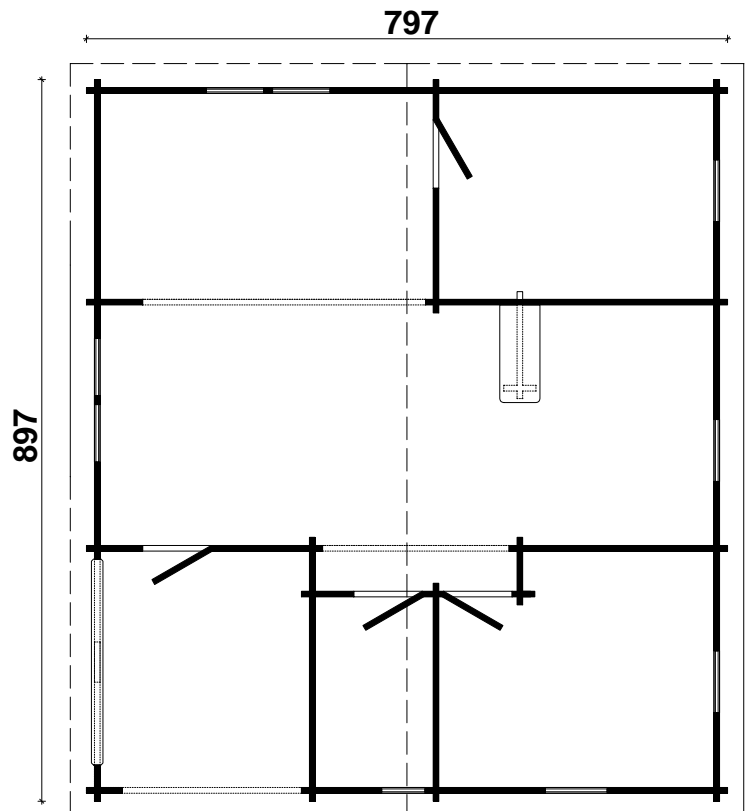
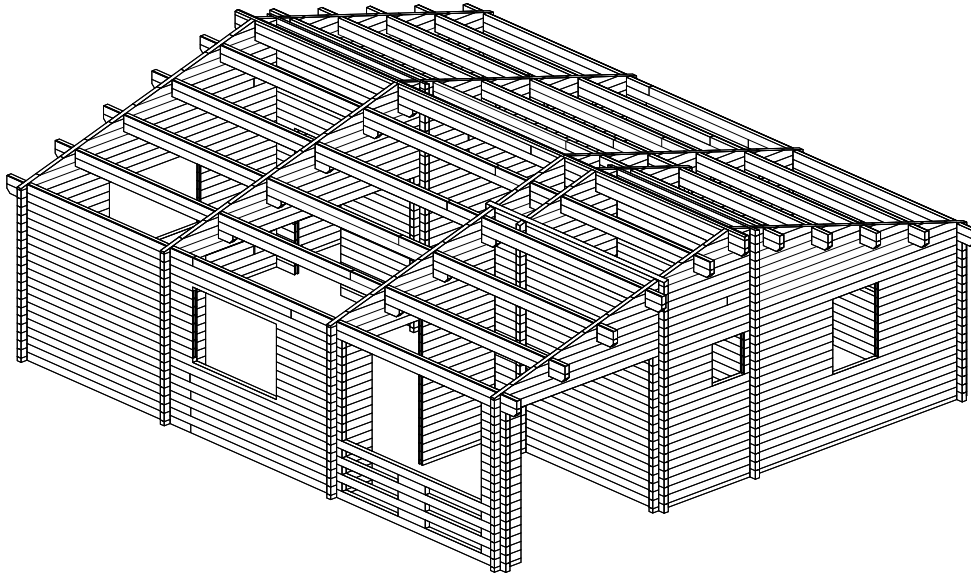










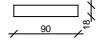

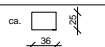




BB

Bohlenaußenmaß (B x T): 797 x 897 cm
Wandaußenmaß: 777 x 877 cm · Bohlenstärke: 70 mm

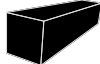




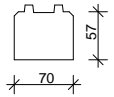
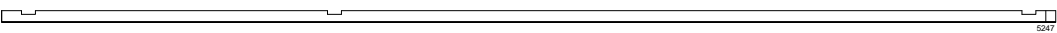

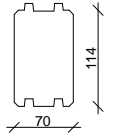

















Achtung : Alle angegebenen Maße sind ca. - Maße !






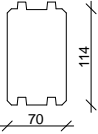











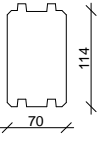






Rianne 70 mm / 797 x 897 cm - Teileliste

| Nr. |  |  mm |  mm |  x |
|------|--|--|--|---|
| EX01 | Fundament | 60 x 70 | 5730 | 3 |
| EX02 | | | 3010 | 3 |
| EX03 | | | 4125 | 12 |
| EX04 | | | 3405 | 13 |
| EX05 | | | 2603 | 7 |
| EX06 | | | 4927 | 7 |
| EX07 | | | 532 | 3 |
| EX08 | | | 496 | 2 |
| EX09 | Fußbodenbretter |  | 5675 | 38 |
| EX10 | | | 2952 | 14 |
| EX11 | | | 5997 | 9+2 |
| EX12 | | | 2557 | 32 |
| EX13 | | | 2987 | 23 |
| EX14 | | | 2937 | 23 |
| EX15 | Terrassendielen | 21 x 95 | 3015 | 26 |
| EX16 | Dachbretter |  | 4345 | 172+2 |
| EX17 | Giebelblende  |  | 4400 | 4 |
| EX18 | Giebelabschlussbrett |  | 4400 | 4 |
| EX19 | Traufenbrett |  | 4685 | 4 |
| EX20 | Traufenleiste |  | 4685 | 4 |
| EX21 | Raute |  | | 2 |
| EX22 | Fußleisten |  | 65,0 m | |
| EX23 | Dachpappe | | -- | -- |
| EX24 | Theke  | 40 x 500 | 1220 | 1 |
| EX25 | Handlauf  | 40 x 143 | 2560 | 1 |
| EX26 | Gewindestangen | ∅ 10 | 2420 | 8 |
| EX27 | | | 1150 | 2 |
| EX28 | Mutter, T-Mutter, Scheibe | | | 18/2/18 |
| EX29 | Dübel | ∅ 16 | 150 | 230 |
| EX30 | Schrauben 4,0 x 40 | | | 200 |
| EX31 | Schrauben 5,0 x 100, | | | 200 |
| EX32 | Nägel 2,5 x 70 | | | 370 |
| EX33 | Nägel 2,2 x 50 | | | 2750 |
| EX34 | Nägel 3,0 x 15 | | | -- |
| EX35 | Nägel 1,4 x 35 | | | 150 |
| EX36 | Schlaghölzer | 70 x 114 | 300-400 | |
| | | | | |
| | | | | |
| | | | | |

Rianne 70 mm / 797 x 897 cm - A

| Nr. |  |  mm |  mm |  x |
|-----|--|--|--|---|
| A01 |  |  | 450 | 1 |
| A02 |  | | 5297 | 1 |
| A03 |  |  | 450 | 18 |
| A04 |  | | 5297 | 8 |
| A05 |  | | 3038 | 4 |
| A06 |  | | 1490 | 9 |
| A07 |  | | 1003 | 5 |
| A08 |  | | 1495 | 5 |
| A09 |  | | 4345 | 1 |
| A10 |  | | 3625 | 1 |
| A11 |  | | 2808 | 1 |
| A12 |  | | 5162 | 1 |
| A13 |  | | 4345 | 1 |
| A14 |  | | 3623 | 1 |
| A15 |  | | 3630 | 1 |
| A16 |  | | 3710+14 | 1 |
| A17 |  | | 3623 | 1 |
| A18 |  | | 2903 | 1 |

Rianne 70 mm / 797 x 897 cm - A; B

| Nr. |  |  mm |  mm |  x |
|------------|---|--|--|---|
| A19 |  |  | 5709 | 1 |
| A20 |  | | 4894 | 1 |
| A21 |  | | 4078 | 1 |
| A22 |  | | 3263 | 1 |
| A23 |  | | 2447(2372) | 1 |
| A24 |  | | 1631 | 1 |
| A25 |  | | 816(733) | 1 |
| | | | | |
| B01 |  |  | 651 | 1 |
| B02 |  | | 268 | 1 |
| B03 |  | | 282 | 1 |
| B04 |  |  | 651 | 17 |
| B05 |  | | 268 | 17 |
| B06 |  | | 282 | 17 |
| B07 |  | | 2901 | 1 |
| B08 |  | | 2901 | 8 |
| B09 |  | | 2901 | 1 |
| B10 |  | | 2447(2366) | 1 |

