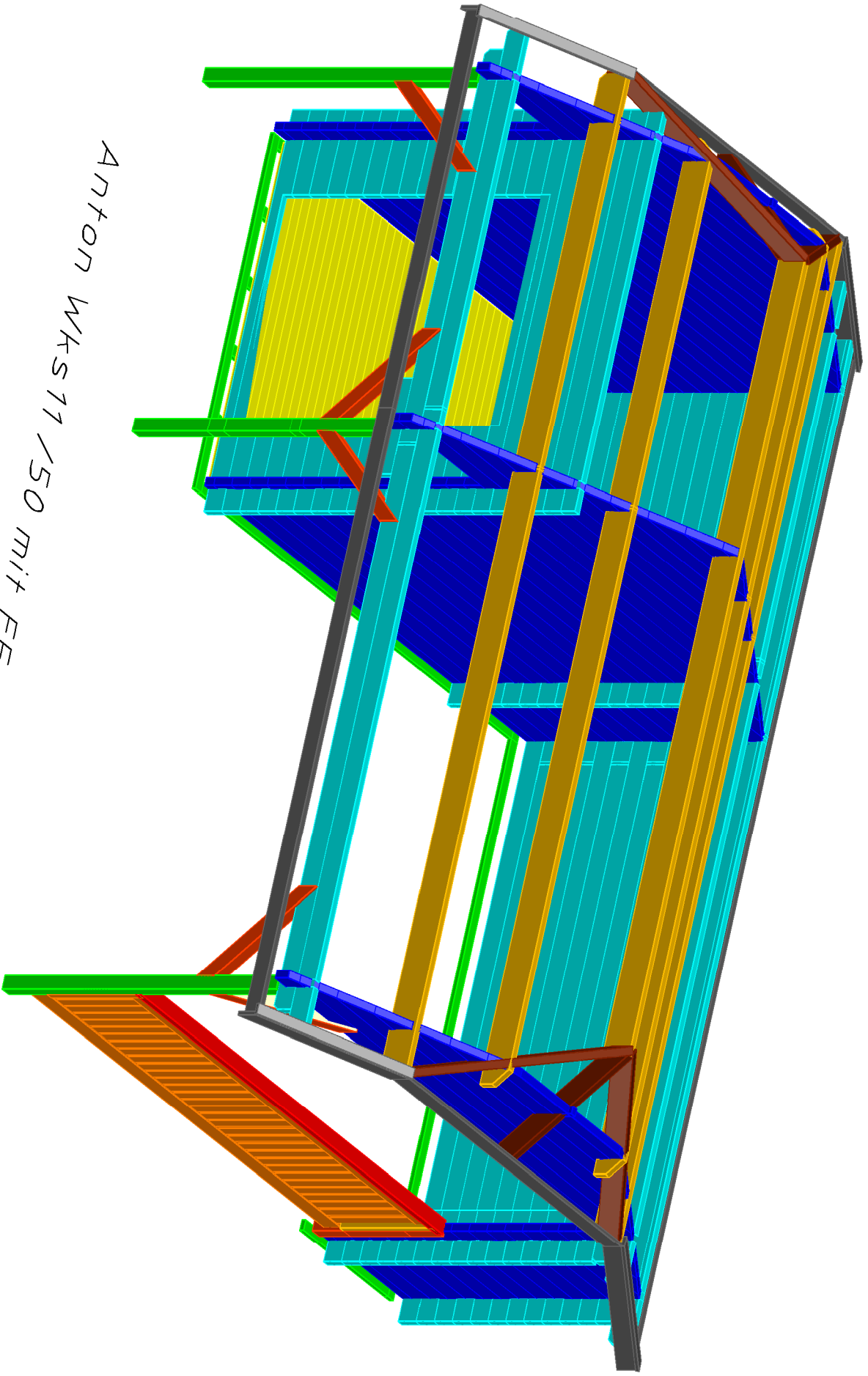
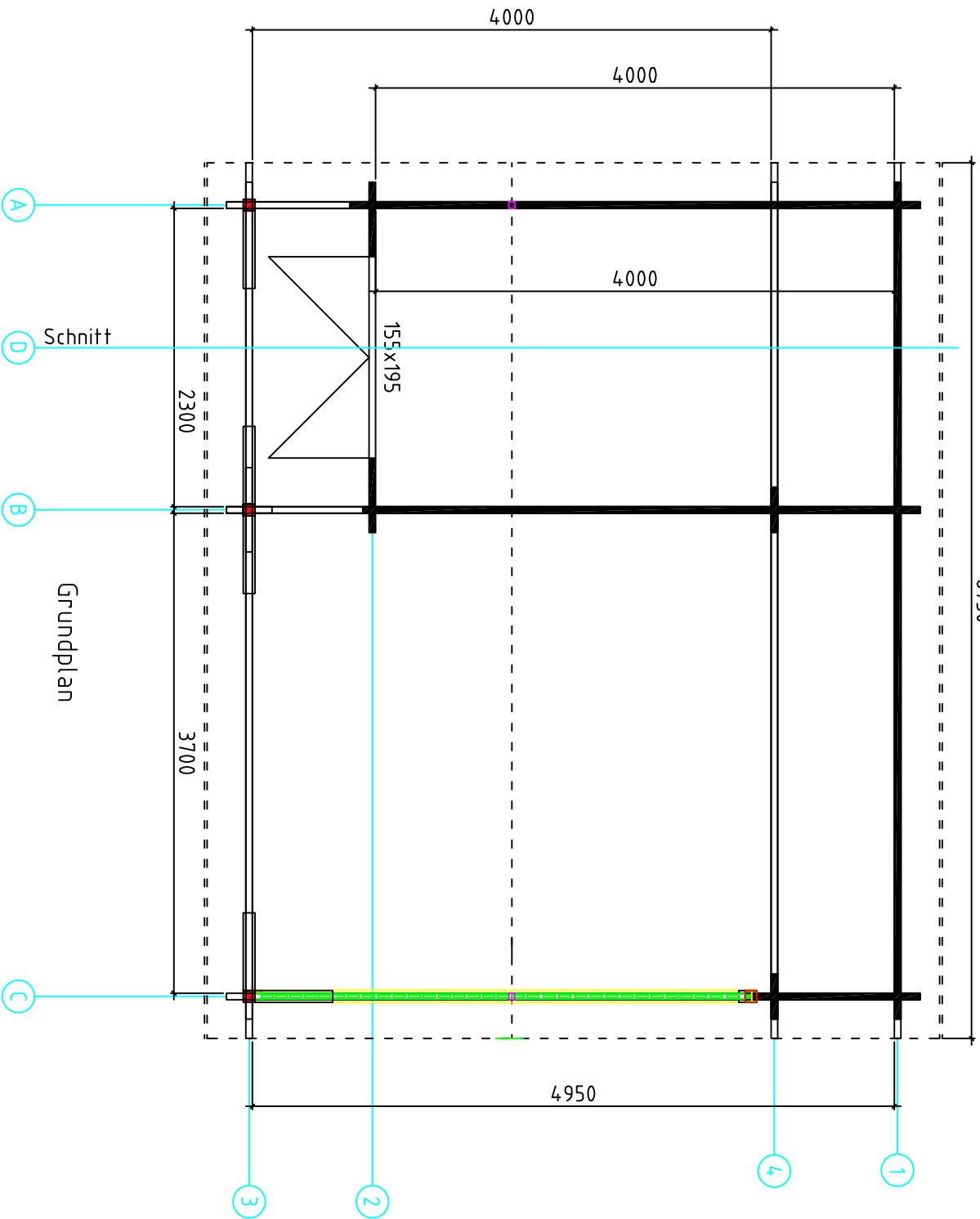


Anton WKS 11/50 mit FF



Carpport Anton /50

6750



4950

4000

4000

4000

155x195

2300

3700

Grundplan

Schnitt

A

D

B

C

3

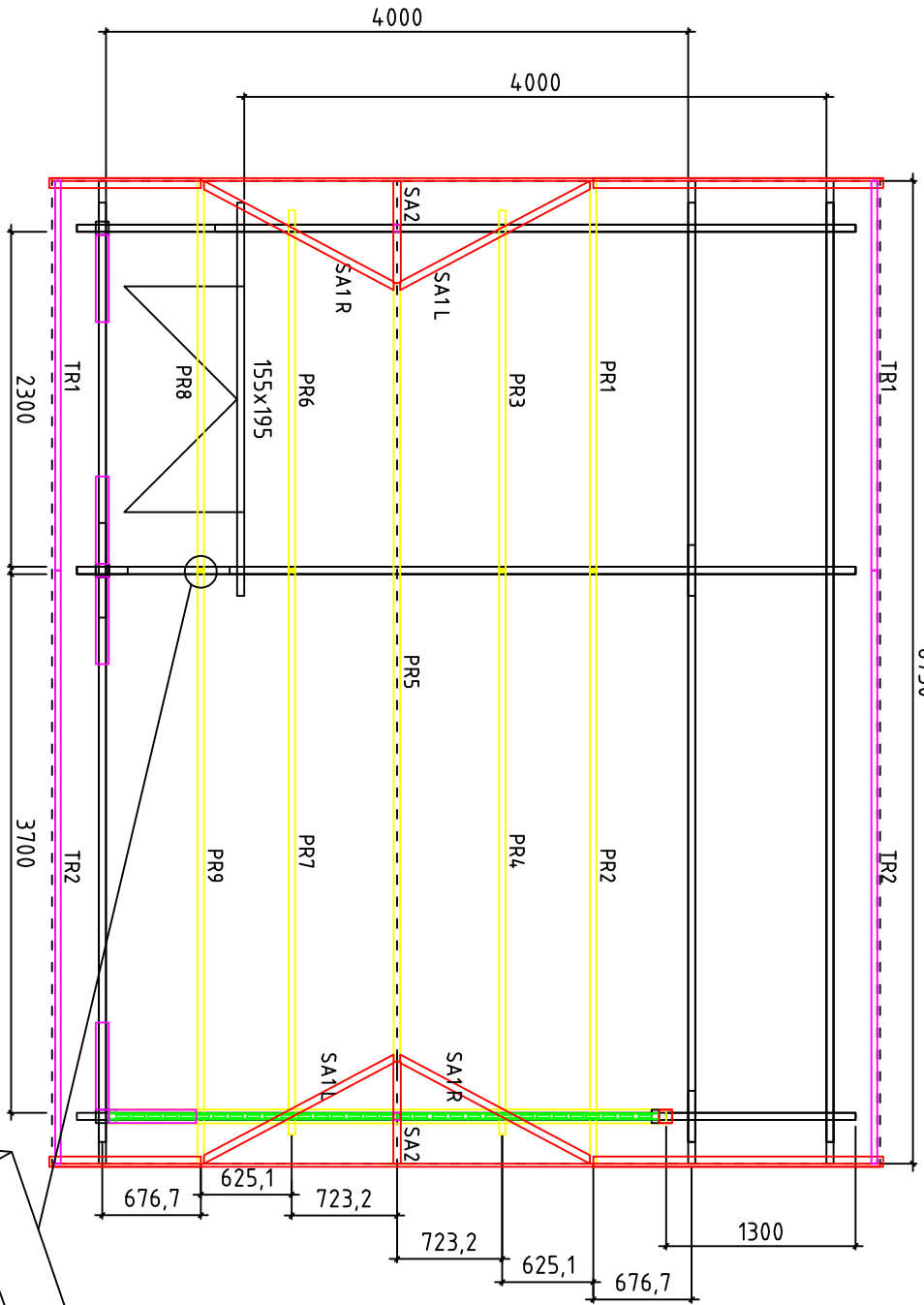
2

4

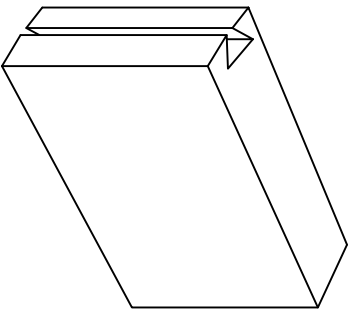
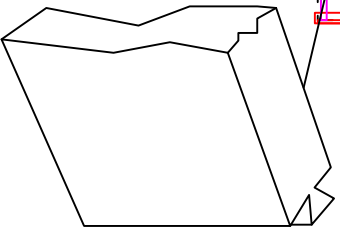
1

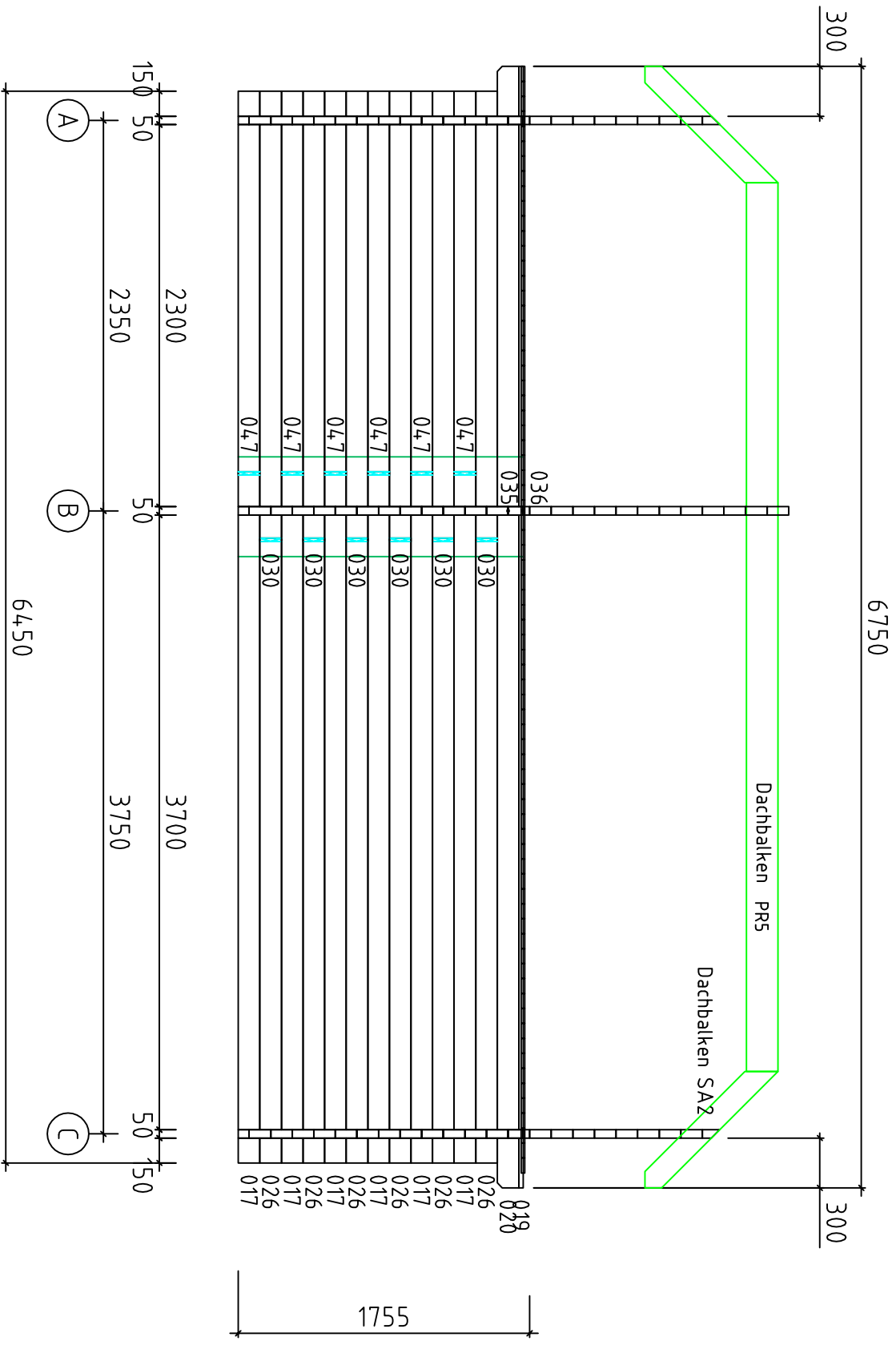
Carport Anton /50

6750



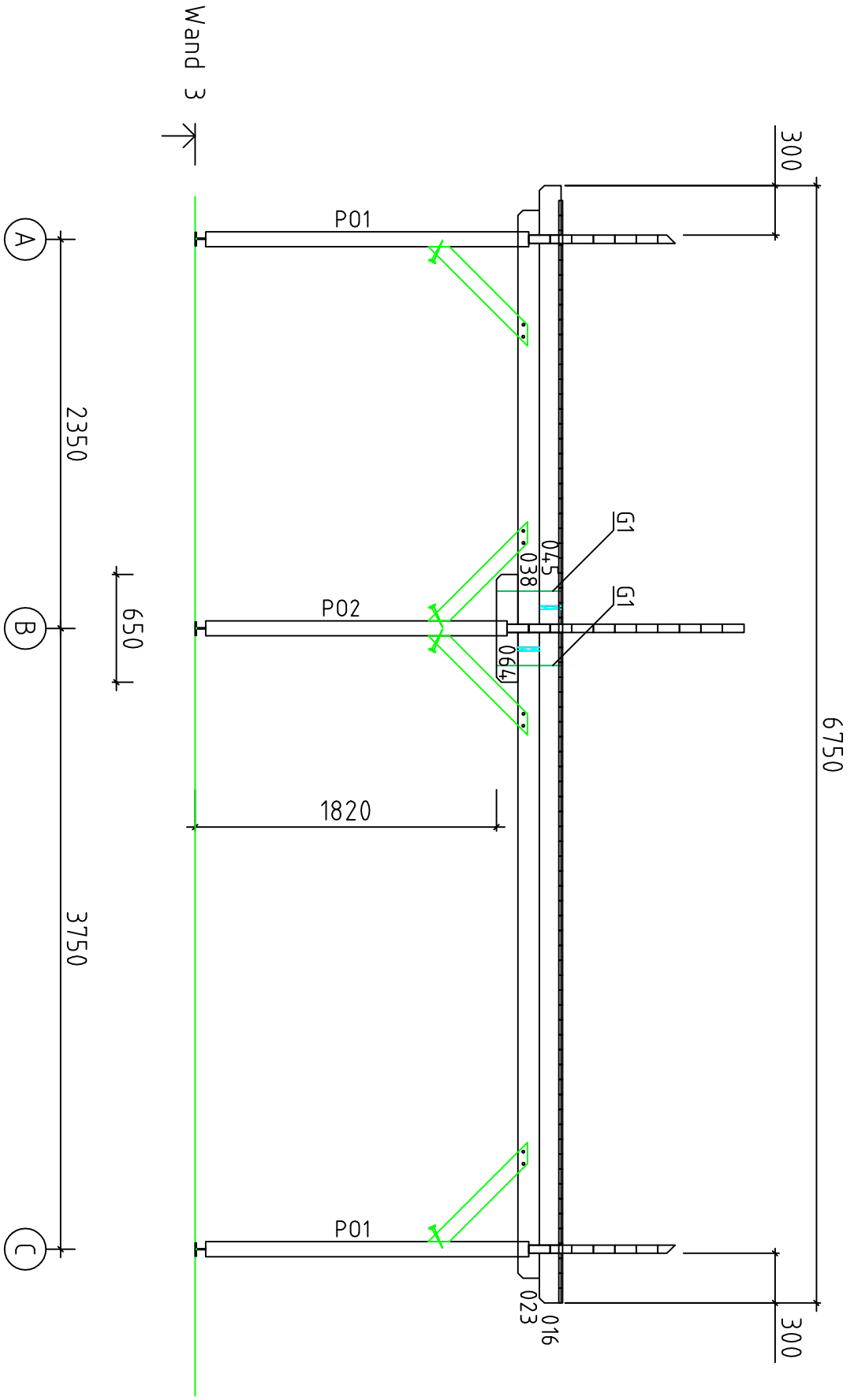
Dachbalken 45x190 (PR)



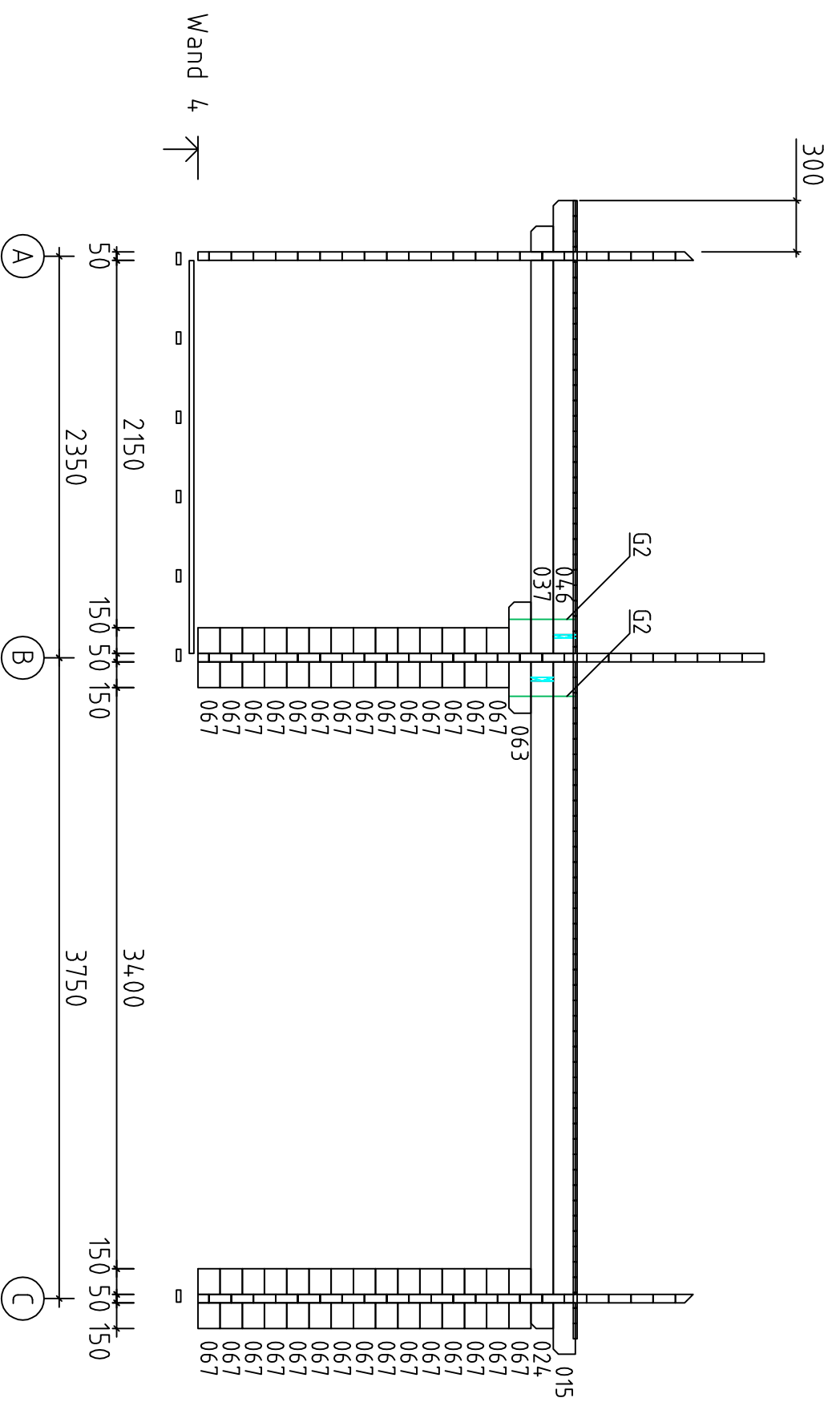


Carport Anton /50





Carport Anton /50



Carport Anton /50

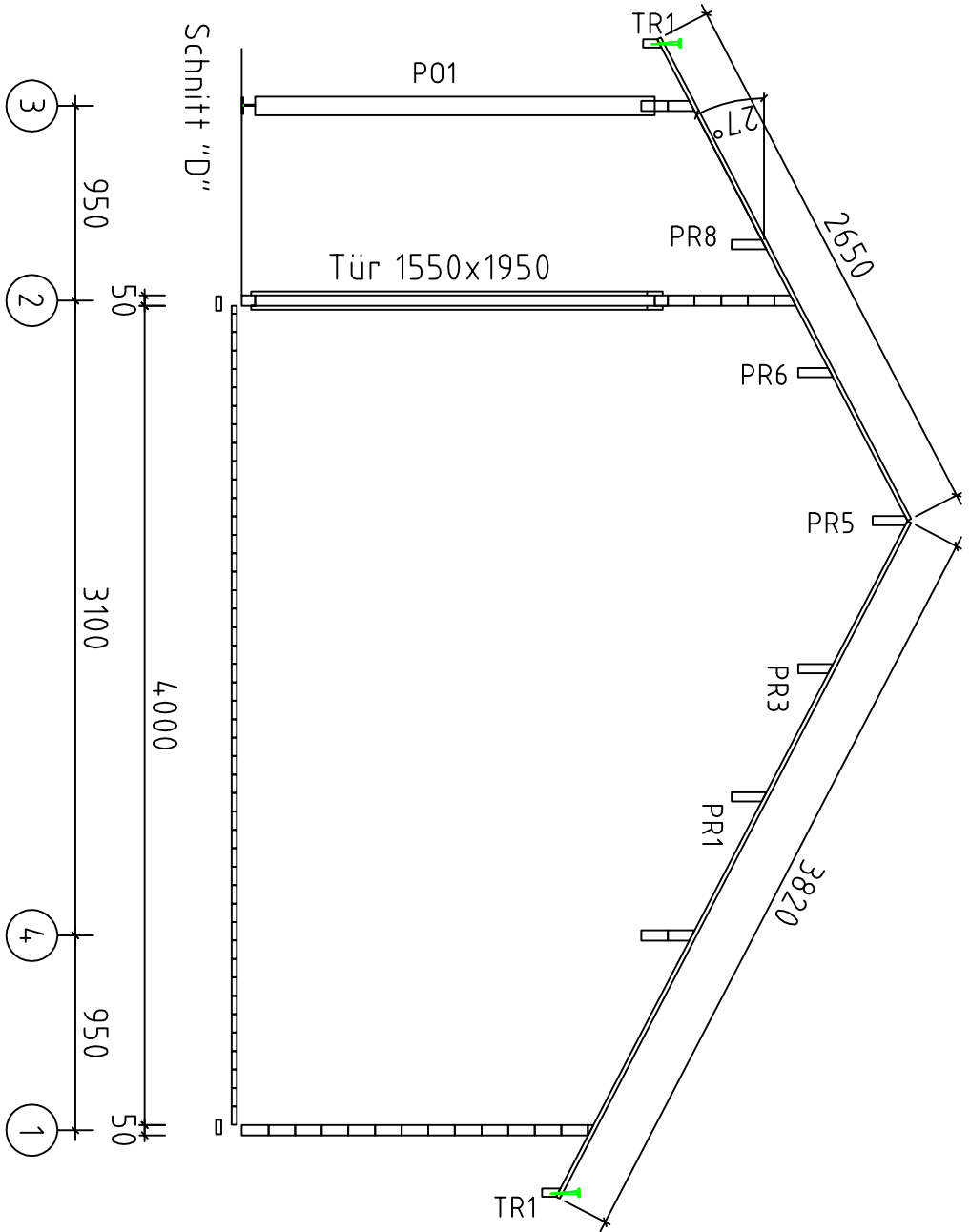








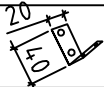


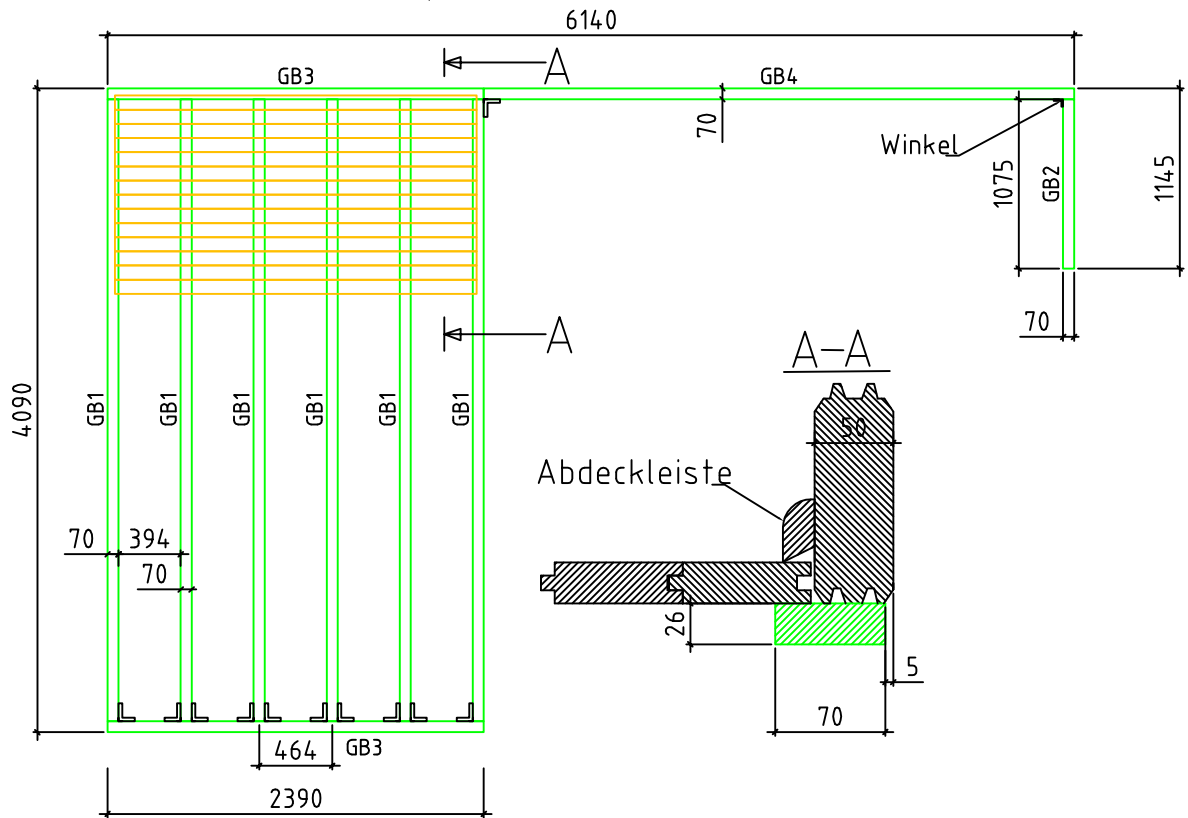








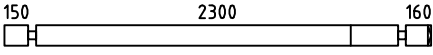
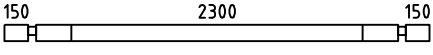
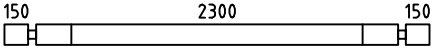
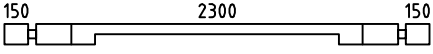
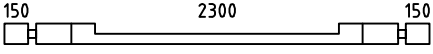
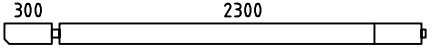
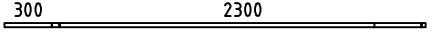
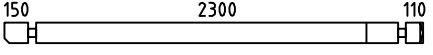
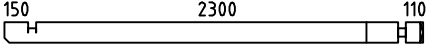
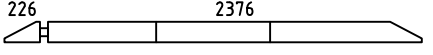



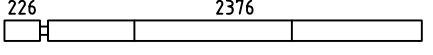




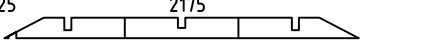

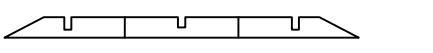
Carport Anton /50


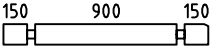
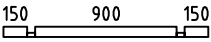

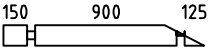

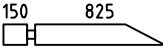
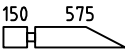




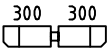
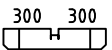













Pos	Carport Anton /50		ST	F (mm)	L (mm)
GB1		Grundbrett Impregniert	6	70x26	3950
GB4		Grundbrett Impregniert	1	70x26	3750
GB3		Grundbrett Impregniert	2	70x26	2390
GB2		Grundbrett Impregniert	1	70x26	1075
0203-1	Fussbodenbretter		45+1	90x26	2298
	Abdeckleiste			20x40	13m
	Schrauben 4x45 (Fussbodenbretter, Abdeckleisten)		400		
	Schrauben 3x40 (Grundbretter)		100		
	Winkel 20x40 (Grundbretter)		22		





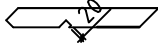
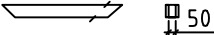





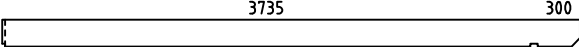
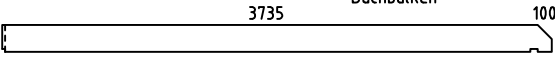
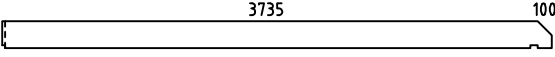

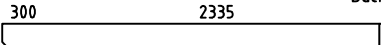
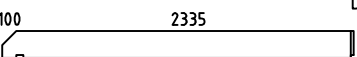
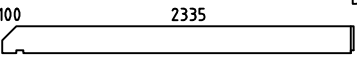
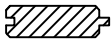








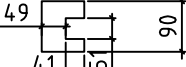
Pos	Carport Anton /50	ST	F (mm)	L (mm)
001		1	50x130	4575
002		1	50x130	4575
003		1	50x130	4575
004		1	50x130	4400
005		1	50x65	4400
006		11	50x130	4400
007		1	50x130	4375
008		1	50x130	4300
009		11	50x130	4300
010		1	50x65	4300
011		1	50x130	4275
012		1	50x130	4250
013		1	50x130	4250
014		1	50x130	4250
015		1	50x130	4210
016		1	50x130	4210
017		6	50x130	4160
018		1	50x130	4125
019		1	50x26	4075
020		1	50x130	4075
021		1	50x130	4025
022		1	50x130	3875
023		1	50x130	3810
024		1	50x130	3810
025		1	50x130	3775



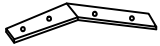


Pos	Carport Anton /50	ST	F (mm)	L (mm)
026		6	50x130	3760
027		1	50x130	3750
028		1	50x130	3750
029		1	50x130	3750
030		6	50x130	2710
031		1	50x104	2700
032		4	50x130	2700
033		1	50x130	2700
034		1	50x130	2700
035		1	50x130	2675
036		1	50x26	2675
037		1	50x130	2660
038		1	50x130	2660
039		1	50x130	2652
040		1	50x130	2652
041		1	50x130	2652
042		1	50x130	2652
043		1	50x130	2652
044		1	50x130	2652
045		1	50x130	2560
046		1	50x130	2560
047		6	50x130	2310
048		1	50x130	2250
049		1	50x130	2250
050		1	50x130	2250

Pos	Carport Anton /50	ST	F (mm)	L (mm)
051		1	50x130	1401
052		1	50x130	1300
053		1	50x65	1300
054		11	50x130	1300
055		1	50x130	1275
056		1	50x130	1250
057		1	50x130	1025
058		1	50x130	775
059		1	50x104	678
060		1	50x104	678
061		1	50x104	678
062		1	50x104	678
063		1	50x130	650
064		1	50x130	650
065		28	50x130	575
066		2	50x130	353
067		30	50x130	350
068		3	50x130	254
069		3	50x130	254
070		2	50x130	200
071		1	50x65	200
072		1	50x67	129
073		1	50x67	129
074		1	50x67	129
075		1	50x67	129





Pos	Carport Anton /50		ST	F (mm)	L (mm)
SA1	Dachbalken 			2R+2L	
	Dachbalken 			2R+2L	
SA2	Dachbalken 		2	45x138	1076
SA3	Diagonal 		5	90x90	800
P02	Pfosten 		2	130x130	1950
P01			1		1820
TR2	Traufenbrett 		2	40x100	4075
TR1	Traufenbrett 		2	40x100	2675
PR5	Dachbalken 		1	45x190	5348
PR2	Dachbalken 		1	45x190	4085
PR9	Dachbalken 		1	45x190	4085
PR7	Dachbalken 		1	45x190	3885
PR4	Dachbalken 		1	45x190	3885
PR1	Dachbalken 		1	45x190	2685
PR8	Dachbalken 		1	45x190	2685
PR3	Dachbalken 		1	45x190	2485
PR6	Dachbalken 		1	45x190	2485
	Dachbretter		75	90x20	3720
	Dachbretter		14	90x20	2750
	Dachbretter		75	90x20	2650
	Abdeckleiste			20x40	47m
VL5	Giebeldeckbretter 		2	70x20	2245
VL1	Giebeldeckbretter 		2	70x20	1175
VL3	Giebelbretter 		2	20x120	2697
VL4	Giebelbretter 		2	20x120	2285
VL2	Giebelbretter 		2	20x120	1215
	Barrieren		1	700x3810	
	U-Profil		1	90x90	700

Pos	Carport Anton /50	ST	F (mm)	L (mm)				
U155S	<p>Tür 1550x1950</p>  <table border="1" data-bbox="687 203 1080 293"> <tr> <td>iso</td> <td>970x544= 2st.</td> </tr> <tr> <td></td> <td>kotike 1 kmpl.</td> </tr> </table> <p>Algab poolikult</p>	iso	970x544= 2st.		kotike 1 kmpl.	1		
iso	970x544= 2st.							
	kotike 1 kmpl.							
	DÜBEL 	48	11,2x11,2	390				
	Gewindestift1	2	M12	400				
	Gewindestift2	2	M12	400				
	Metallplatte 	2						
	Winkel 1 	4						
	Winkel 2 	8						
	Schrauben 4,5x60=18st. 3,0x40=64 st. 5x80=8st. 5x120=12st.		kmpl.					
	Schrauben 5x120=24st. Diagonalen, Dachbalken							
	Schrauben 5x80=20st. Diagonalen, Barrieren							
	Schrauben 3,5x40=1200st. Dachbretter, Abdeckleisten							
	Schrauben 4x50=80st. Giebelbretter, Traufenbretter							
Kood	Materjal	File	trükk2021 maja mit FF.dwg	Leht 5/5				