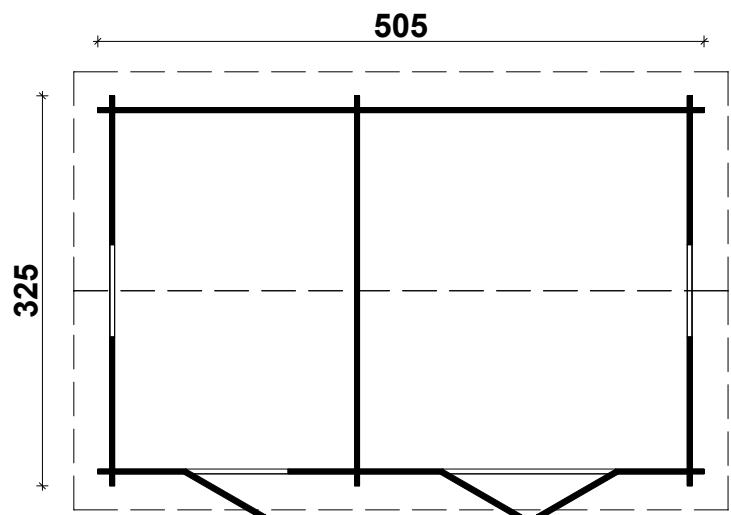


Karina 2

Total mål (B x D): 325 x 505 cm

Vægsmål (udvendigt): 305 x 485 cm · Vægtykkelse: 40 mm

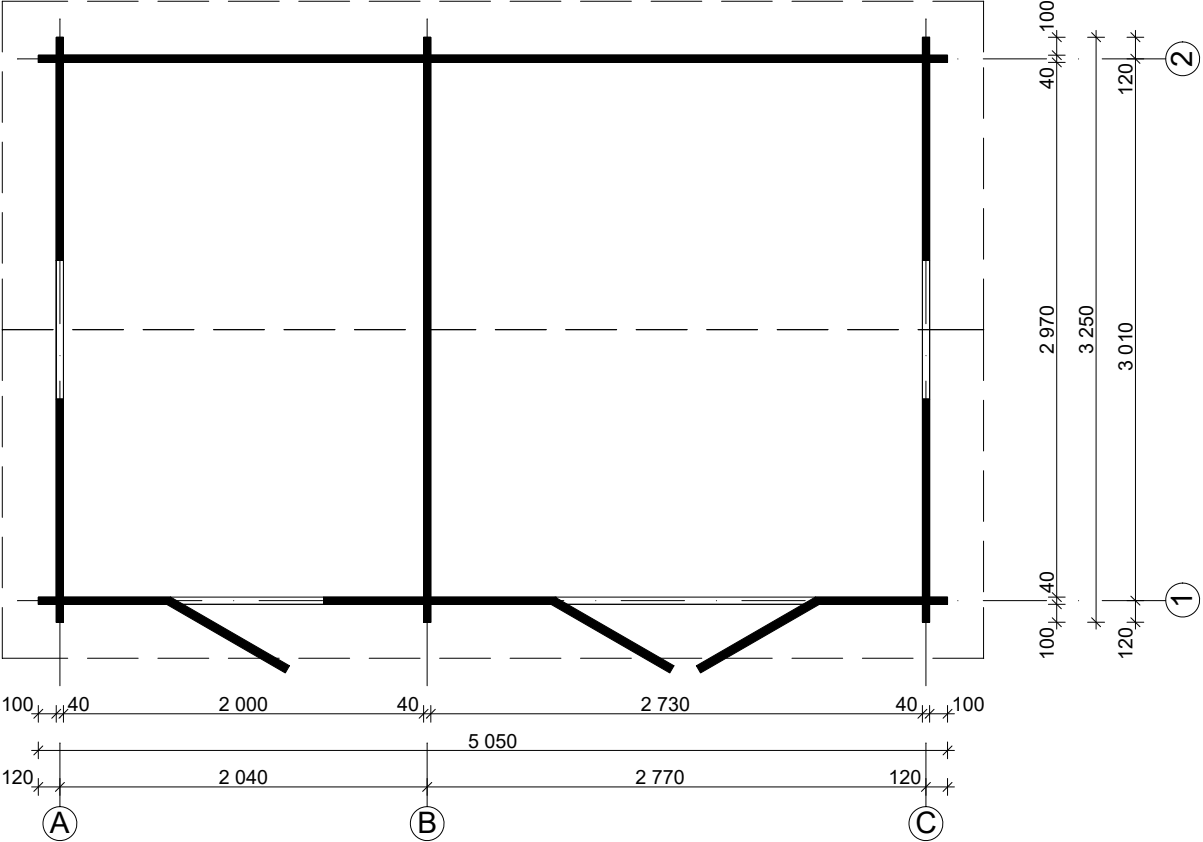


S Ø L U N D


Note: All dimensions are approximate !

Karina 2 / 40 mm / 325 x 505 cm

Grundplan

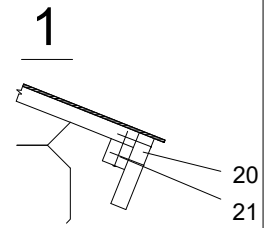
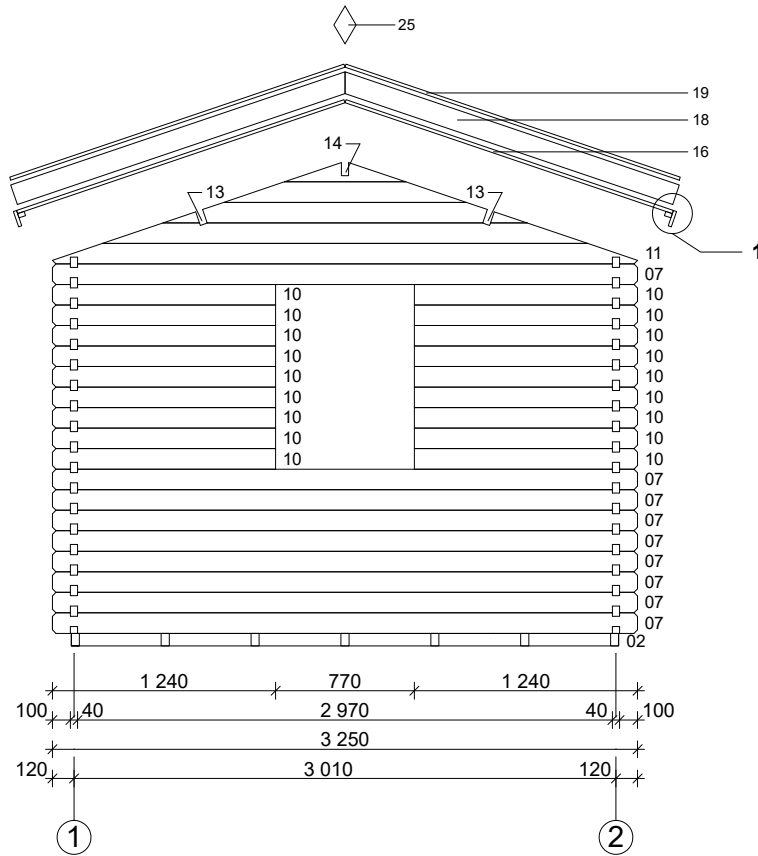


Fundament

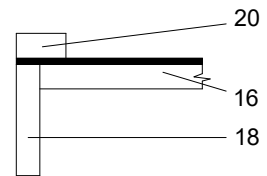


Karina 2 / 40 mm / 325 x 505 cm

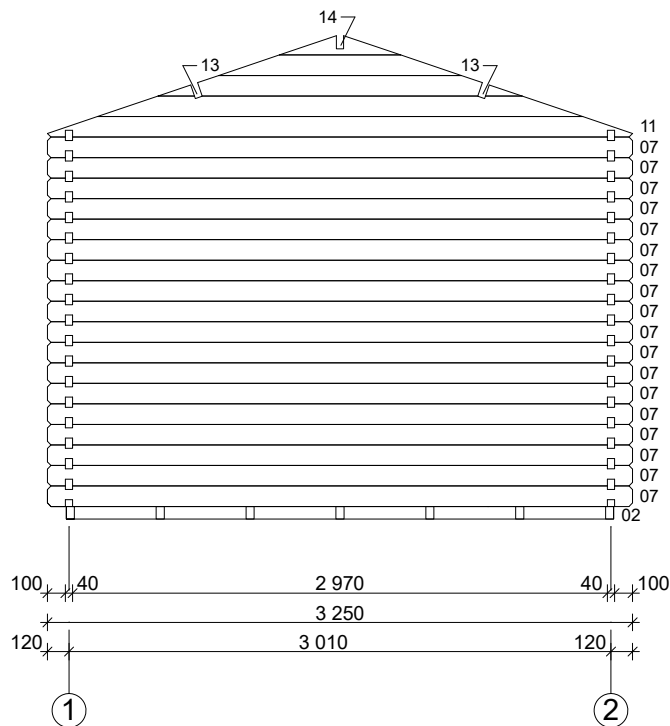
A, C



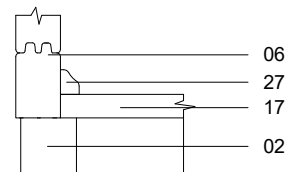
B-B



B




A-A

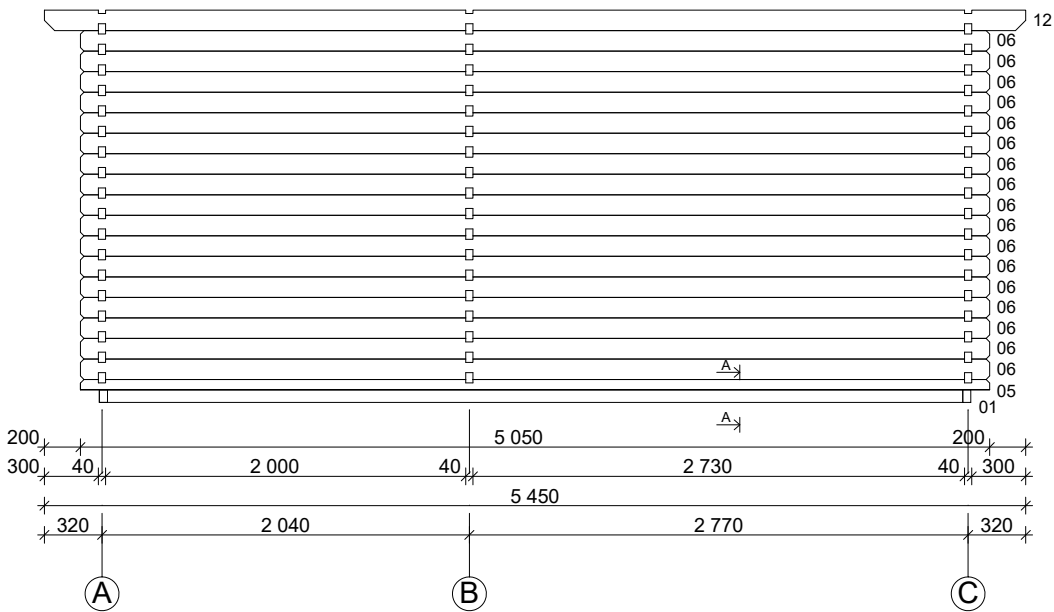


Karina 2 / 40 mm / 325 x 505 cm







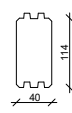


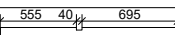

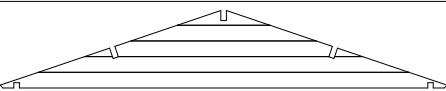

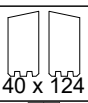



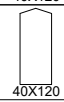










1



2



Specifikation - Karina 2 / 40 mm / 325 x 505 cm

Nr	Description	Profile mm	Length mm	Quantity	
1	Foundation 	45x70	3040	2	
2			4750	7	
3			735	2	
4			1290	1	
5			5050	1	
6			5050	18	
7			3250	36	
8			735	32	
9			1290	16	
10			1240	36	
11			3250	3	
12				5450	2(1+1)
13			5450	2	
14			5450	1	
15	Roofing felt		--	--	
16	Roof board	Vers. 1 > or in Vers. 2 >	 	-- 1920	-- 100+2
17	Floor board		28x110	2966	44+1
18	Facia board 	18x115	1960	4	
19	Eave edging	18x44	1960	4	
20	Roof edge reinforcement	18x90	5450	2	
21	Roof edge reinforcement	25x36	2725	4	
22	Diamond 			2	
23	Screws 4,0 x 40 ; 4,0 x 50			80/620	
24	Screws 5,0 x 70 ; 6,0 x 140			30/60	
25	Nails 1,4 x 35			50	
26	Storm braces 		2010	4	
27	Baseboard 		ca. 21,4 m		
28	Bolt M 8 x 70, nut, washer			12	
29	Door 840 x 1835 mm 40 mm - L 			1	
30	Double door 1425 x1835 mm 40 mm - R - Standard + 			1	
31	Window 765 x 990 mm 40 mm - Standard + 			2	
32	Hitblock		300-400		