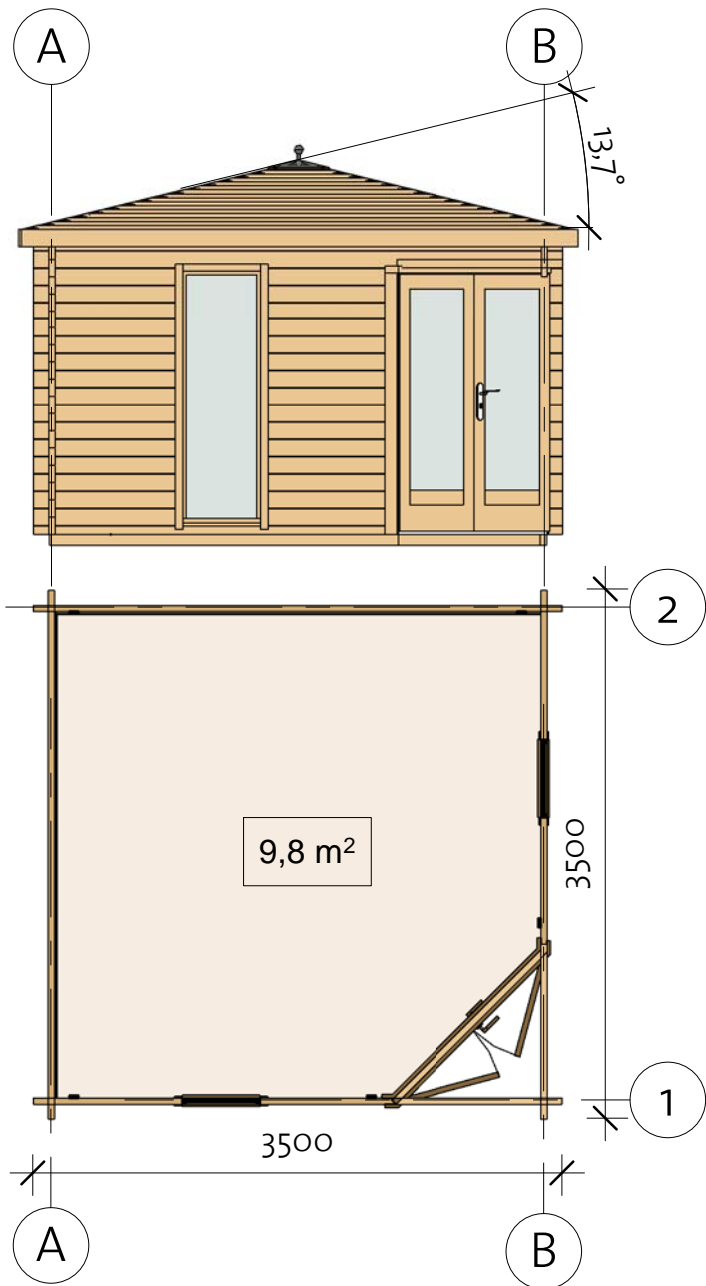
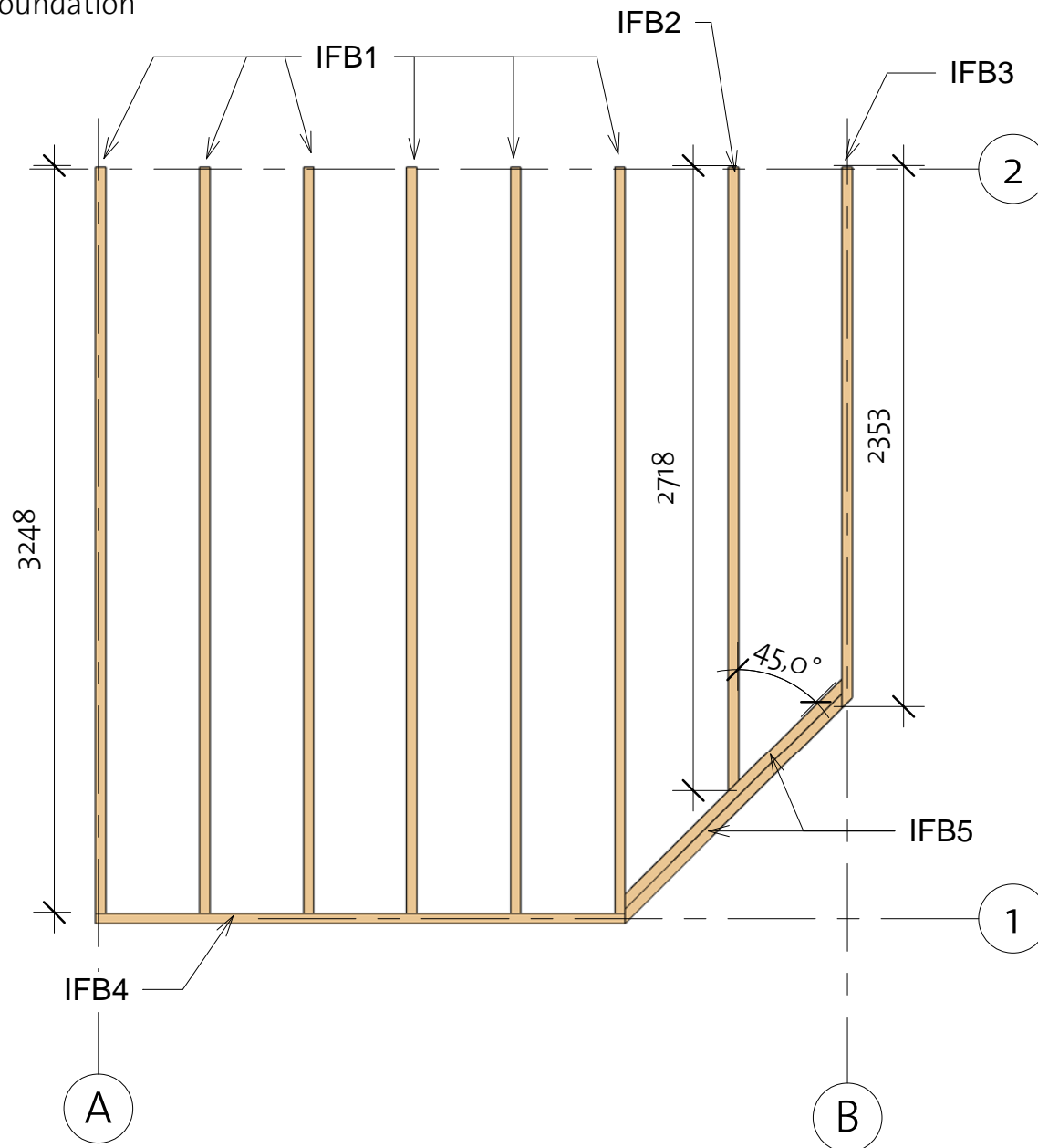


Edinburgh 40 - 350x350




Edinburgh 40 - 350x350

Foundation



Impregnated foundation beams

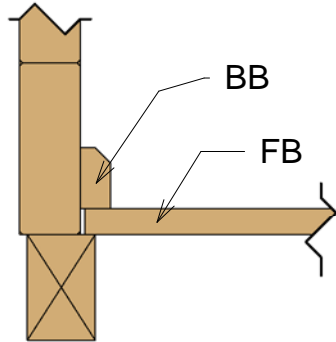
Mark	Type	Profile	Count	Length
------	------	---------	-------	--------

IFB1	IFB 45x70		6	3248
IFB2	IFB 45x70		1	2718
IFB3	IFB 45x70		1	2353
IFB4	IFB 45x70		1	2305
IFB5	IFB 45x70		2	1374


Edinburgh 40 - 350x350

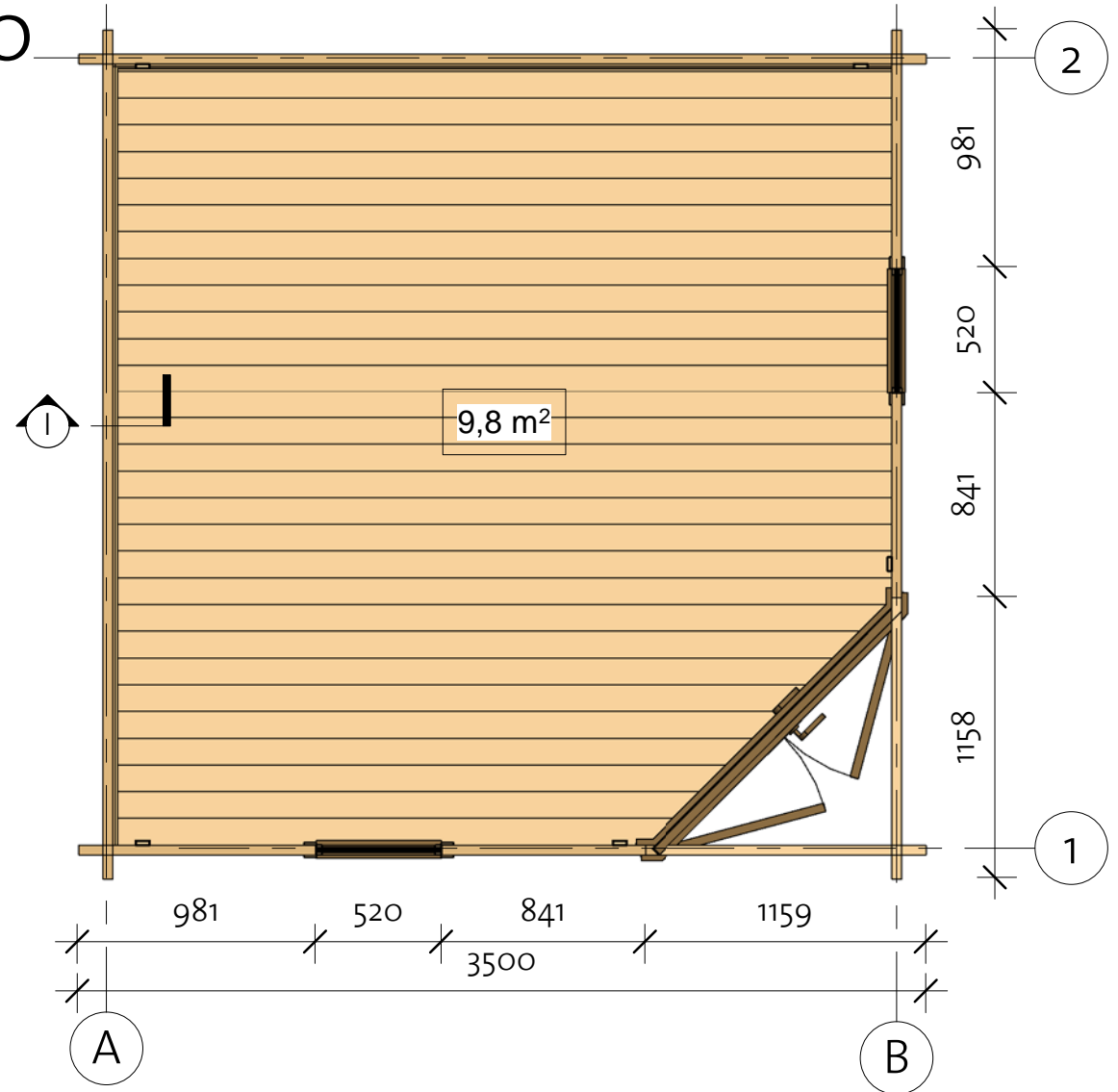
Floor Plan


① Baseboard



Floor Schedule				
Mark	Type	Profile	Count	Length

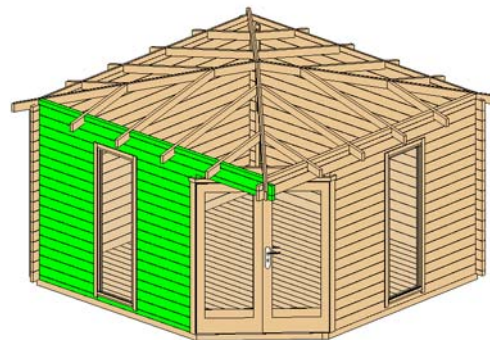
FB1	FB 18x110		1	2357
FB2	FB 18x110		1	2467
FB3	FB 18x110		1	2577
FB4	FB 18x110		1	2687
FB5	FB 18x110		1	2797
FB6	FB 18x110		1	2907
FB7	FB 18x110		1	3017
FB8	FB 18x110		1	3127
FB9	FB 18x110		1	3217
FB10	FB 18x110		22	3217



BB1	BB 20x40		4	3300
-----	----------	---	---	------

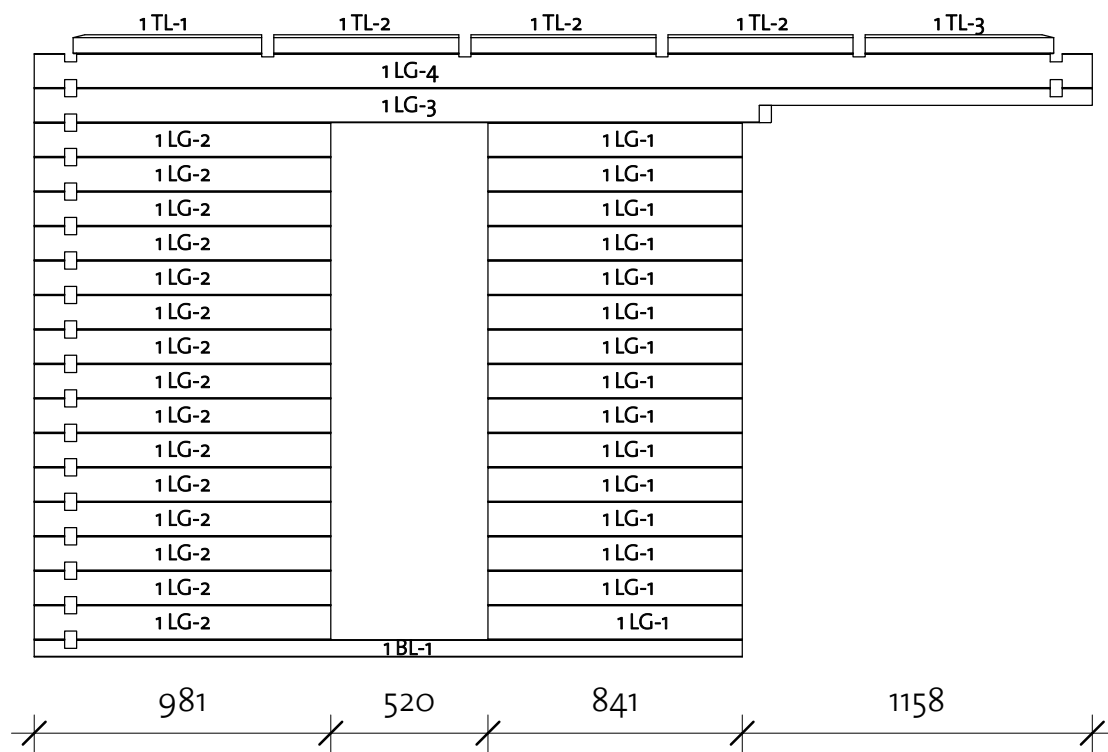
Edinburgh 40 - 350x350

Wall 1



Wall 1			
Mark	Profile	Count	Cut Length

1BL-1	40x57	1	2342
1LG-1	40x114	15	841
1LG-2	40x114	15	981
1LG-3	40x114	1	3500
1LG-4	40x114	1	3500
1TL-1	40x63	1	624
1TL-2	40x63	3	612
1TL-3	40x63	1	624

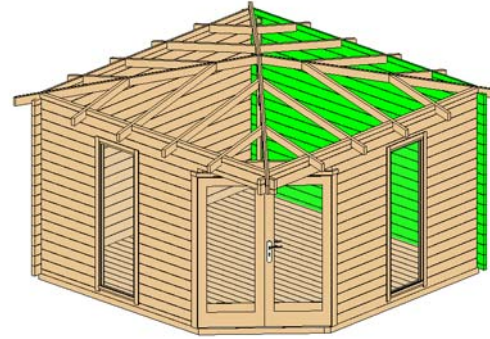


Log Profile Wall 1	
Profile	Profile

40x57	
40x63	
40x114	

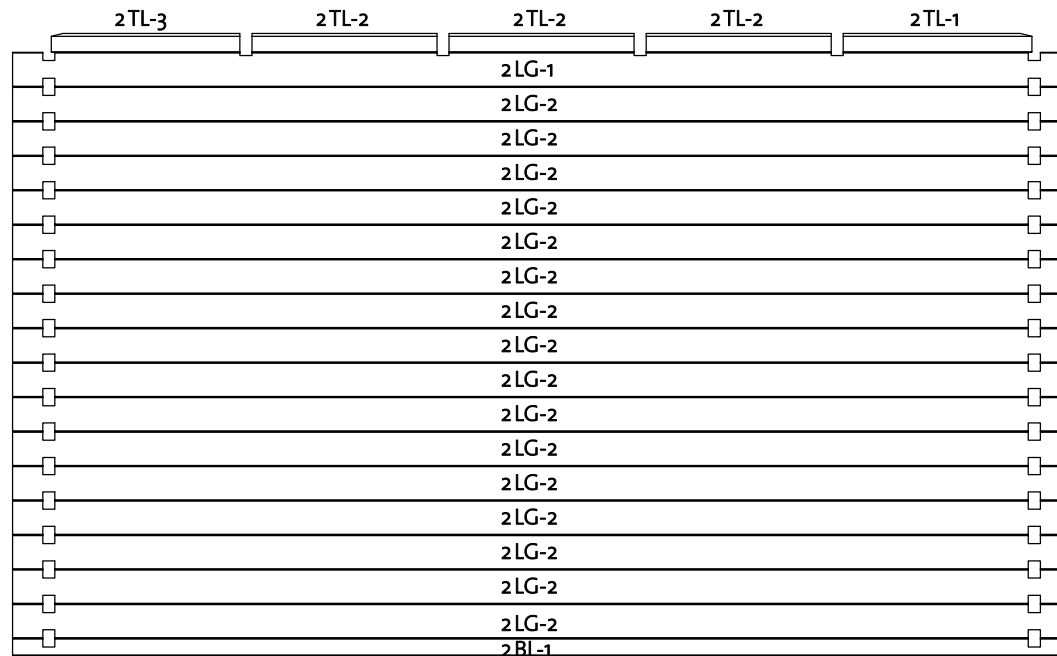
Edinburgh 40 - 350x350

Wall 2






Wall 2			
Mark	Profile	Count	Cut Length

2TL-1	40x63	1	624
2TL-2	40x63	3	612
2TL-3	40x63	1	624
2BL-1	40x57	1	3500
2LG-1	40x114	1	3500
2LG-2	40x114	16	3500

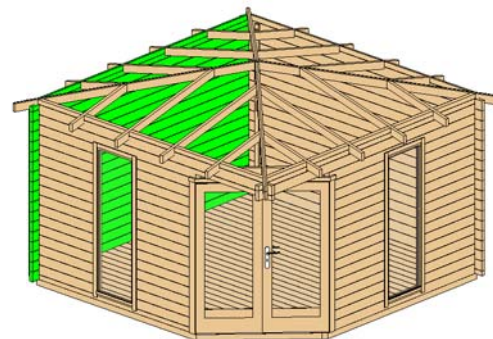


Log Profile Wall 2	
Profile	Profile

40x57	
40x63	
40x114	

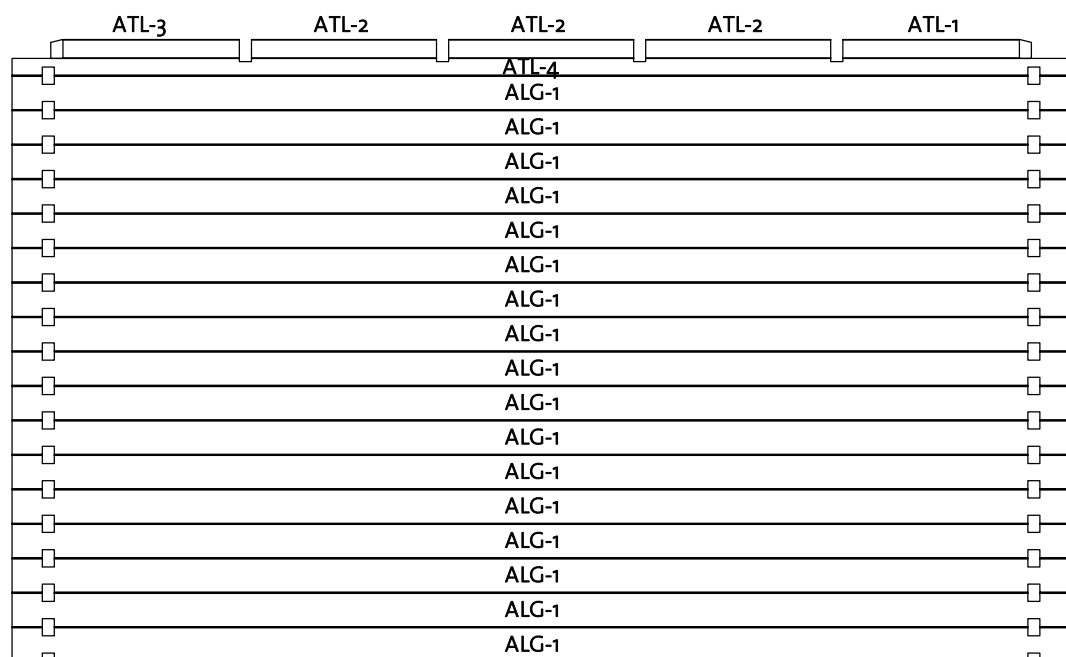
Edinburgh 40 - 350x350

Wall A



Wall A			
Mark	Profile	Count	Cut Length

ATL-1	40x63	1	624
ATL-2	40x63	3	612
ATL-3	40x63	1	624
ALG-1	40x114	17	3500
ATL-4	40x57 TL	1	3500

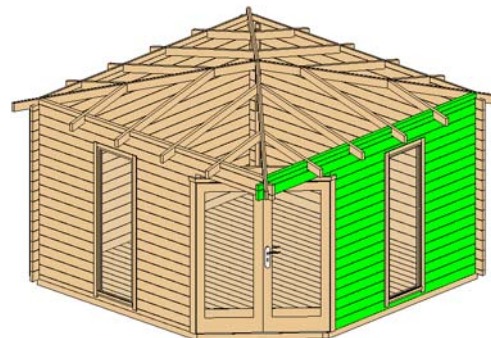


Log Profile Wall A	
Profile	Profile

40x57 TL	
40x63	
40x114	

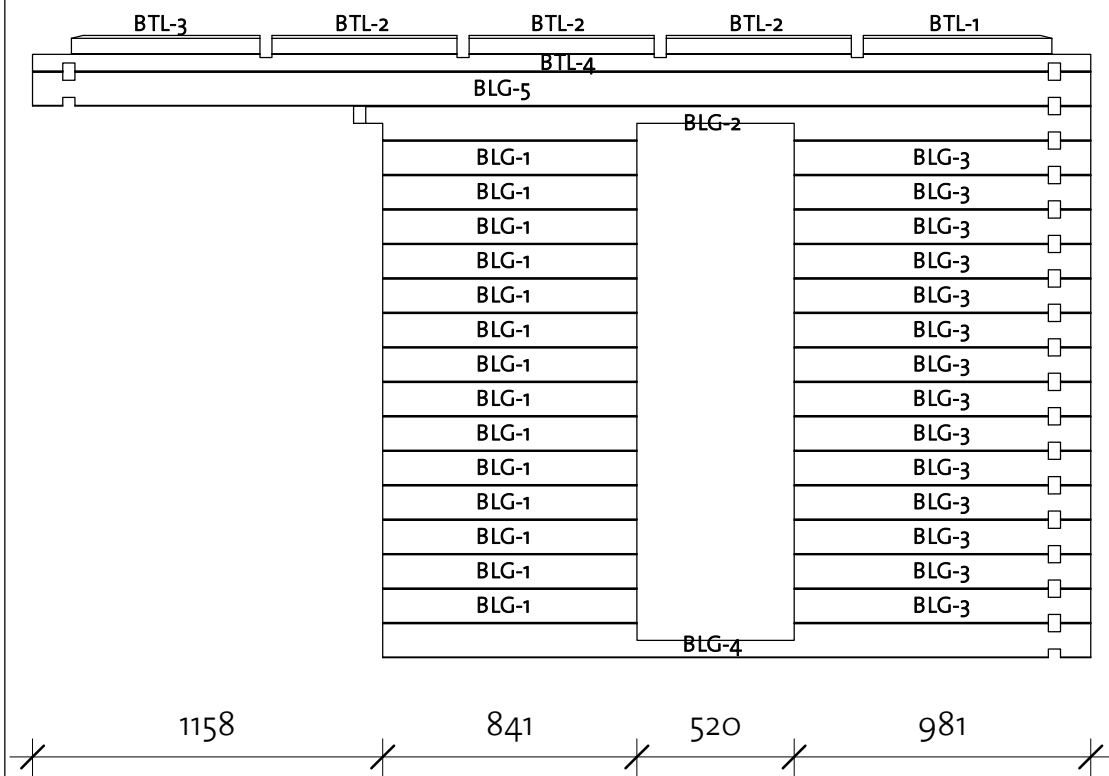
Edinburgh 40 - 350x350

Wall B




Wall B			
Mark	Profile	Count	Cut Length

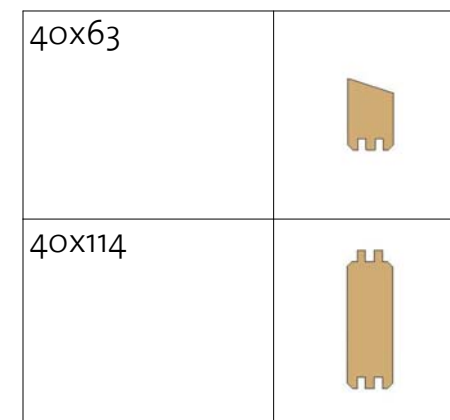
BTL-1	40x63	1	624
BTL-2	40x63	3	612
BTL-3	40x63	1	624
BLG-1	40x114	14	841
BLG-2	40x114	1	2438
BLG-3	40x114	14	981
BLG-4	40x114	1	2342
BLG-5	40x114	1	3500
BTL-4	40x57 TL	1	3500



Log Profile Wall B	
Profile	Profile

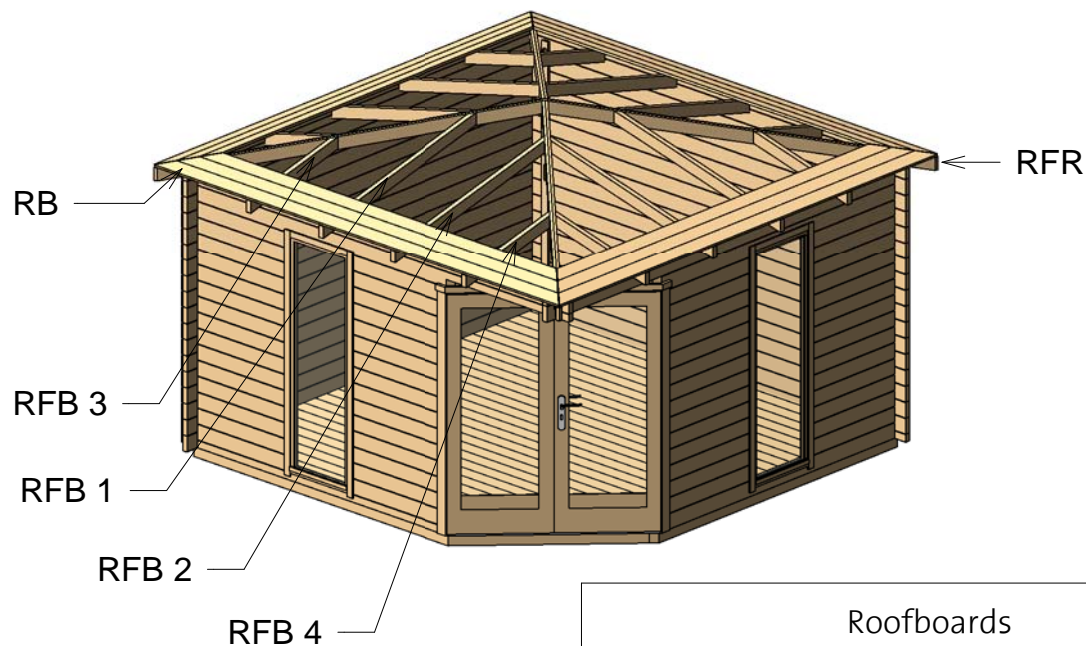


Log Profile Wall B	
Profile	Profile



Edinburgh 40 - 350x350

Roof 1



Roof				
Mark	Type	Profile	Count	Length

RFR	40x94		4	2627
RFB1	40x85		4	1564
RFB2	40x85		4	1564
RFB3	40x85		4	893
RFB4	40x85		4	893

Roofboards				
Mark	Type	Profile	Count	Length

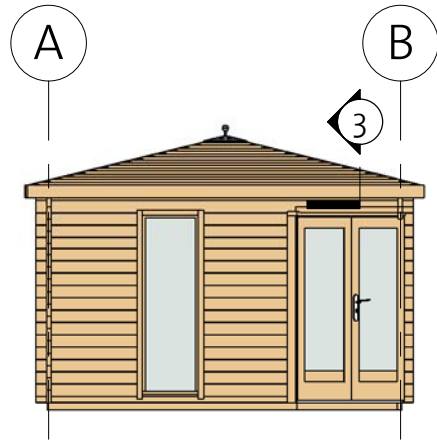
RB1	RoofBoard 18x110		4	239
RB2	RoofBoard 18x110		4	452
RB3	RoofBoard 18x110		4	666
RB4	RoofBoard 18x110		4	880
RB5	RoofBoard 18x110		4	1093
RB6	RoofBoard 18x110		4	1307
RB7	RoofBoard 18x110		4	1521

Roofboards				
Mark	Type	Profile	Count	Length

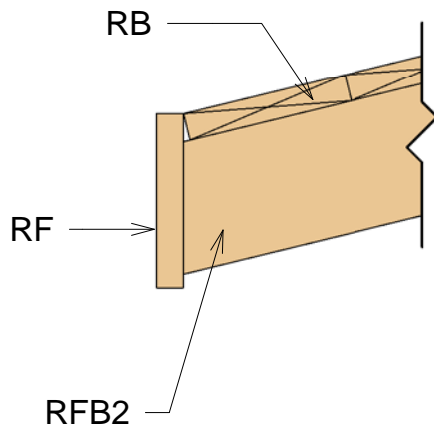
RB8	RoofBoard 18x110		4	1735
RB9	RoofBoard 18x110		4	1948
RB10	RoofBoard 18x110		4	2162
RB11	RoofBoard 18x110		4	2376
RB12	RoofBoard 18x110		4	2589
RB13	RoofBoard 18x110		4	2803
RB14	RoofBoard 18x110		4	3017
RB15	RoofBoard 18x110		4	3231
RB16	RoofBoard 18x110		4	3444
RB17	RoofBoard 18x110		4	3658

Edinburgh 40 - 350X350

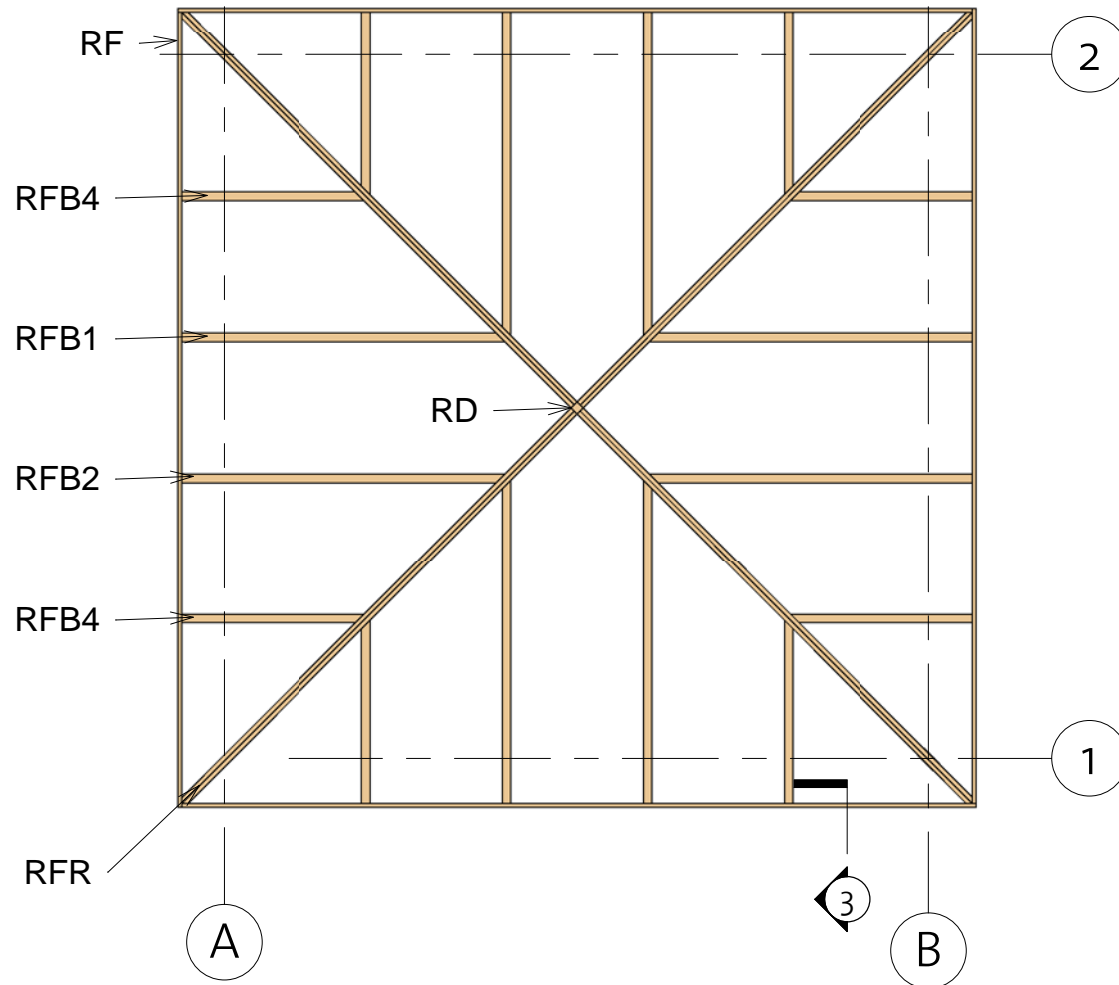
Roof 2



3 Facia




Fascia Schedule				
Mark	Type	Profile	Count	Length
RF	Roof Fascia 18x115		4	3685




Edinburgh 40 - 350X350

Extras



Door Schedule				
Model	Type	Width	Height	Count
CDD13	Classic double door 13	1425	1736	1



Window Schedule				
Model	Type	Width	Height	Count
CW3	Classic window 13, full glass	515	1670	2

Fasteners/Extras		
Name	Type	Count

Bolts	M8 x 70	12
Hitblock	300-400 mm	
Nails	1,4 x 40	35
Screws	4,0 x 40	50
Screws	4,0 x 50	450
Screws	5,0 x 70	65
Screws	6,0 x 140	40

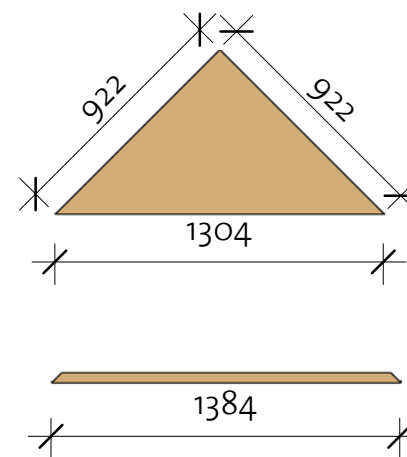


Type	Count	Lenght
------	-------	--------

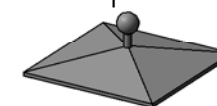
Windboard 18x38	5	2010
-----------------	---	------

Roof Detdail		
Mark	Type	Count

RD	Roof detail	1
----	-------------	---



① Roof top




Type	Mark	Count
------	------	-------

Ceiling detail 40x120	CD	1
Ceiling triangle	CT	1


Edinburgh 40 - 350X350

List of all items 1


Impregnated foundation beams				
Mark	Type	Profile	Count	Length

IFB1	IFB 45x70		6	3248
IFB2	IFB 45x70		1	2718
IFB3	IFB 45x70		1	2353
IFB4	IFB 45x70		1	2305
IFB5	IFB 45x70		2	1374

Floor Schedule				
Mark	Type	Profile	Count	Length


FB1	FB 18x110		1	2357
FB2	FB 18x110		1	2467
FB3	FB 18x110		1	2577
FB4	FB 18x110		1	2687
FB5	FB 18x110		1	2797
FB6	FB 18x110		1	2907
FB7	FB 18x110		1	3017
FB8	FB 18x110		1	3127
FB9	FB 18x110		1	3217
FB10	FB 18x110		22	3217

Roofboards				
Mark	Type	Profile	Count	Length


RB1	RoofBoard 18x110		4	239
RB2	RoofBoard 18x110		4	452
RB3	RoofBoard 18x110		4	666
RB4	RoofBoard 18x110		4	880
RB5	RoofBoard 18x110		4	1093
RB6	RoofBoard 18x110		4	1307
RB7	RoofBoard 18x110		4	1521

Roofboards				
Mark	Type	Profile	Count	Length

RB8	RoofBoard 18x110		4	1735
RB9	RoofBoard 18x110		4	1948
RB10	RoofBoard 18x110		4	2162
RB11	RoofBoard 18x110		4	2376
RB12	RoofBoard 18x110		4	2589
RB13	RoofBoard 18x110		4	2803
RB14	RoofBoard 18x110		4	3017
RB15	RoofBoard 18x110		4	3231
RB16	RoofBoard 18x110		4	3444
RB17	RoofBoard 18x110		4	3658

BB1	BB 20x40		4	3300
-----	----------	---	---	------

Fascia Schedule				
Mark	Type	Profile	Count	Length

RF	Roof Fascia 18x115		4	3685
----	--------------------	---	---	------

Edinburgh 40 - 350X350

List of all items 2

Wall 1			
Mark	Profile	Count	Cut Length

1BL-1	40X57	1	2342
1LG-1	40X114	15	841
1LG-2	40X114	15	981
1LG-3	40X114	1	3500
1LG-4	40X114	1	3500
1TL-1	40X63	1	624
1TL-2	40X63	3	612
1TL-3	40X63	1	624

Wall 2			
Mark	Profile	Count	Cut Length

2TL-1	40X63	1	624
2TL-2	40X63	3	612
2TL-3	40X63	1	624
2BL-1	40X57	1	3500
2LG-1	40X114	1	3500
2LG-2	40X114	16	3500



Wall A			
Mark	Profile	Count	Cut Length

ATL-1	40X63	1	624
ATL-2	40X63	3	612
ATL-3	40X63	1	624
ALG-1	40X114	17	3500
ATL-4	40X57 TL	1	3500

Wall B			
Mark	Profile	Count	Cut Length

BTL-1	40X63	1	624
BTL-2	40X63	3	612
BTL-3	40X63	1	624
BLG-1	40X114	14	841
BLG-2	40X114	1	2438
BLG-3	40X114	14	981
BLG-4	40X114	1	2342
BLG-5	40X114	1	3500
BTL-4	40X57 TL	1	3500

Log Profiles	
Profile	Profile

40X57	
40X57 TL	

Log Profiles	
Profile	Profile

40X63	
40X114	