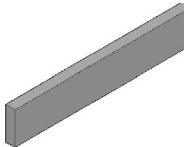
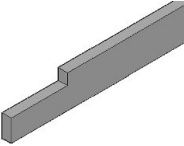
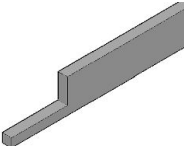
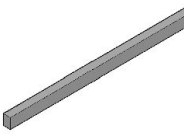

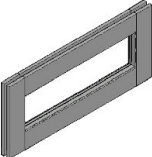













Stykliste / Partlist					Σ
• Screws and other mounting accessories					
• Floor beam	40x58x2245mm		4		
• Tongue and groove floorboard	16x96x1675mm		26		
• Skirting board	20x20x2000mm		4		
• Purlin	43x120x2550mm		2		
• Tongue and groove roof boarding	16x96x1850mm		30		
• Roof board	16x58x1950mm		2		
• Roof board cover slat	16x58x1950mm		2		
• Eave panel	16x58x2550mm		1		
• Squared timber for inside corner	58x58x1860mm		2		
• Squared timber for inside corner	58x58x1970mm		2		

					Σ
• Cover slat for house corners	16x58x1860mm		2		
• Cover slat for house corners	16x58x1860mm		2		
• Cover slat for house corners	16x58x2075mm		2		
• Slat for window and door	12x18x1300mm		4		
• Double door	1180x1580mm (19-DT-02)		1		
• Window	250x770mm (00-EF-03)		1		
Planks / Bjælker					Σ
- 19mm -					
779mm			2		
822mm			2		
816mm			2		
1681mm			18		
203mm			30		
1681mm			1		
2550mm			1		
300mm			2		
1144mm			2		
2250mm			1		
2250mm			13		